

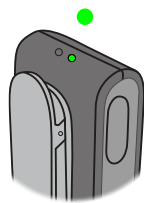
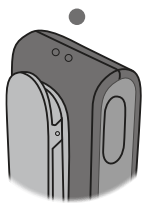
# Practical Guide SOUNDCLIP-A (SC-A)



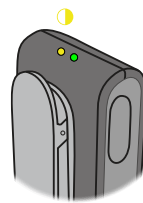
## Overview status indicator – in use

STATUS INDICATOR	LED ACTION	WHAT IT IS DOING
	Blinking yellow	Searching for hearing aids
	Steady yellow	Idle. Hearing aids are connected, not connected to a Bluetooth® 2.1 device*
	Blinking blue	Searching for a Bluetooth® 2.1 device* – pairing
	Steady blue	Connected to a Bluetooth® 2.1 device*
	Blinking green	Incoming call
	Steady green	In a call
	Steady orange	Streaming music/audio*
	Steady magenta	Remote microphone mode – streaming

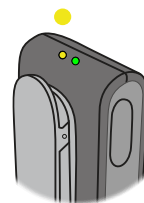
## Scenario 1 – connection with hearing aids



**ON:** Press and hold multi button for approx. 3 seconds, POWER Status indicator shows steady green light

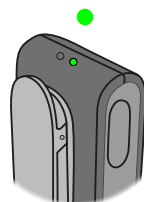
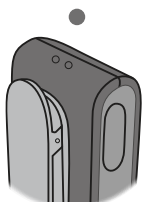


**Blinking yellow** – searching for hearing aids




**Solid yellow** – connected to hearing aids, no Bluetooth® device available; SC-A can be used as a remote control for hearing aids; ready to be switched to remote mic mode

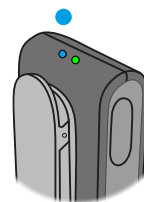
## Scenario 2 – SoundClip-A connection with Bluetooth® device\*



**ON:** press and hold multi button for approx. 3 seconds, POWER Status indicator shows steady green light



**Solid yellow** – connected to hearing aids, no Bluetooth® device available


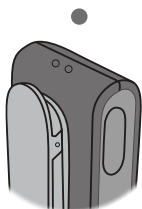


**Solid blue** – connected to hearing aids, Bluetooth® device\* available; not streaming; ready to receive phone calls or other streamed audio; ready to be switched to remote mic mode


\* Bluetooth® 2.1 or later

# Practical Guide


## Scenario 3 – streaming phone calls



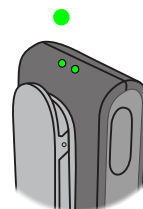
**ON:** press and hold multi button for approx. 3 seconds, POWER Status indicator shows steady green light



**Solid blue** – connected to hearing aids, Bluetooth® device\* available; not streaming; ready to receive phone calls or other streamed audio; ready to be switched to remote mic mode

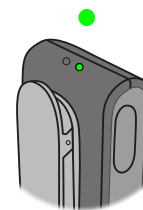
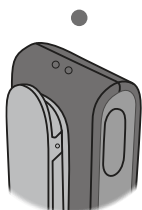


**Blinking green** – incoming phone call

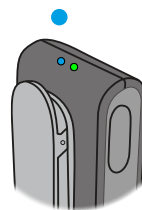


**Solid green** – streaming phone call


## Scenario 4 – streaming music/audio



**ON:** press and hold multi button for approx. 3 seconds, POWER Status indicator shows steady green light

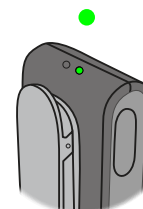
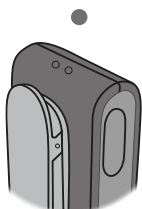


**Solid blue** – connected to hearing aids, Bluetooth® device\* available; not streaming; ready to receive phone calls or other streamed audio; ready to be switched to remote mic mode

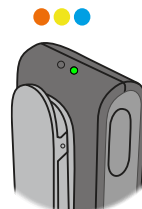


**Solid orange** – streaming audio/music from Bluetooth® 2.1 device


## Scenario 5 – using SC-A as a Remote Microphone



**ON:** press and hold multi button for approx. 3 seconds, POWER Status indicator shows steady green light



**Solid blue, yellow or orange** – connection to hearing aids is established and ready to switch to remote microphone mode



**Solid magenta** – press and hold multi button for 3 secs to select remote microphone mode – audible indicator played in hearing aids

\* Bluetooth® 2.1 or later