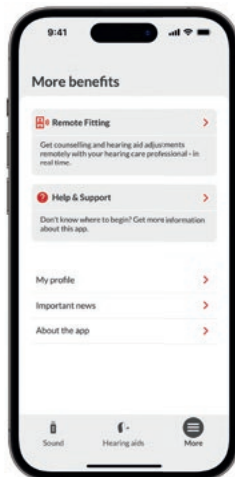
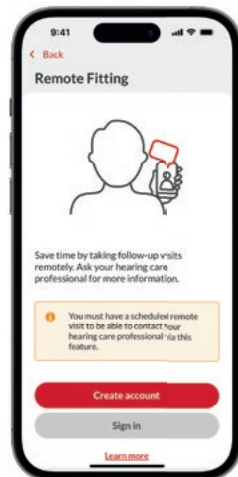


# Remote Fitting with your hearing care professional

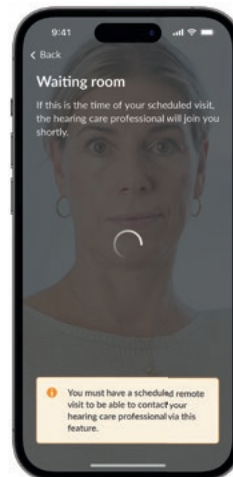
Please check the following guidelines that will help you get the most out of your Remote Fitting appointment. For more information, please refer to the Remote Fitting instructions for use accessible on the Bernafon App or seek help from your hearing care professional.




**Step 1:** Tap More at the bottom tap bar, click on Remote Fitting



**Step 2:** Create an account and/or Sign In



**Step 3:** Wait for your hearing care professional to connect



**Step 4:** Start your remote fitting session

## Before your Remote Fitting appointment:

- Pair your hearing aids to your smartphone or tablet if not already done.
- Ensure Bluetooth® is activated on your smartphone or tablet.
- Ensure your smartphone or tablet is charged (at least 50 %) to avoid power loss mid-session.
- Insert fresh batteries in your hearing aids. If you have rechargeable hearing aids, make sure they are fully charged.
- Make sure you choose a location with a data/Wi-Fi connection of 1/1 Mbit/sec or higher. Wi-Fi is recommended where available.
- Make sure that the Bernafon App is the only running app on your smartphone or tablet. Terminate any other running apps to ensure a smooth connection.
- Open the Bernafon App and enter your login credentials. Follow the prompts from the app until you reach the virtual waiting room. Once you are in the virtual waiting room, wait for the app to notify you that your hearing care professional has started the session.

**Note:** If the connection is unsuccessful, the Bernafon App will make troubleshooting suggestions. If the connection is still unsuccessful, please contact your hearing care professional.



### During your Remote Fitting appointment:

- Sit in a quiet, comfortable place.
- Make sure that your smartphone or tablet is in the proximity of your hearing aids. The smartphone or tablet should not be further away than 5 meters (or 16.4 feet) from your hearing aids to keep the connection.
- Make sure that your hearing aids are always on during the Remote Fitting session. Do not turn your hearing aids off.
- Make sure that Bluetooth® on your smartphone or tablet is always activated. Do not turn off the Bluetooth®.
- Make sure to stay on the Bernafon App. Do not switch to another app, as this will immediately terminate the appointment.

**SOUND**   
OF SWITZERLAND



**YouTube**

#### Bernafon Companies

Australia · Canada · China · Denmark · Finland · France · Germany · Italy · Japan · Korea · Netherlands · New Zealand · Poland · South Africa · Spain · Sweden · Switzerland · Turkey · UK · USA

[www.bernafon.com](http://www.bernafon.com)

Bernafon is part of the Demant Group.

**bernafon**   
Your hearing · Our passion