OTICON | **More**

Technical data sheet

miniRITE T

60 85 100 105

		More 1	More 2	More 3
Speech Understanding	MoreSound Intelligence™	Level 1	Level 2	Level 3
	- Environment configuration	5 Options	5 Options	3 Options
	- Virtual Outer Ear	3 Configurations	1 Configuration	1 Configuration
	- Spatial Balancer	100%	60%	60%
	- Neural Noise Suppression, Difficult / Easy	10 dB / 4 dB	6 dB / 2 dB	6 dB / 0 dB
	- Sound Enhancer	3 Configurations	2 Configurations	1 Configuration
	MoreSound Amplifier™	•	•	•
	Feedback Prevention	MoreSound Optimizer™ & Feedback shield	MoreSound Optimizer™ & Feedback shield	MoreSound Optimizer™ & Feedback shield
	Spatial Sound™	4 Estimators	2 Estimators	2 Estimators
	Soft Speech Booster	•	•	•
	Frequency lowering	Speech Rescue™	Speech Rescue™	Speech Rescue™
Sound Quality	Clear Dynamics	•	•	-
	Better-Ear Priority	•	•	-
	Fitting Bandwidth*	10 kHz	8 kHz	8 kHz
	Bass Boost (streaming)	•	•	•
	Processing Channels	64	48	48
Listening Comfort	Transient Noise Management	4 configurations	3 configurations	3 configurations
	Wind Noise Management	•	•	•
Personalisation & Optimising Fitting	Fitting Bands	24	20	18
	Multiple Directionality options	•	•	•
	Adaptation Manager	•	•	•
	Fitting Formulas	VAC+, NAL-NL1/ NAL-NL2, DSL 5.0	VAC+, NAL-NL1/ NAL-NL2, DSL 5.0	VAC+, NAL-NL1/ NAL-NL2, DSL 5.0
Connecting to the world	Stereo streaming (2.4 GHz)	•	•	•
	Oticon ON app & Oticon RemoteCare app	•	•	•
	ConnectClip	•	•	•
	EduMic	•	•	•
	Remote Control 3.0	•	•	•
	TV Adapter 3.0	•	•	•
	Phone Adapter 2.0	-	-	-
	Tinnitus SoundSupport™	•	•	•
	CROS / BiCROS support	•	•	•

*Bandwidth accessible for gain adjustments during fitting

Operating Conditions
Temperature: +1°C to +40°C (34°F to 104°F)
Humidity: 5% to 93% relative humidity, non-condensing
Atmospheric pressure: 700 hPa to 1060 hPa

Storage and transportation conditions
Temperature and humidity should not exceed the below limits for extended periods during transportation and storage.

Transportation
Temperature: -25°C to +60°C (-13°F to 140°F)
Humidity: 5% to 93% relative humidity, non-condensing
Atmospheric pressure: 700 hPa to 1060 hPa

Storage
Temperature: -25°C to +60°C (-13°F to 140°F)
Humidity: 5% to 93% relative humidity, non-condensing
Atmospheric pressure: 700 hPa to 1060 hPa

Apple, the Apple logo, iPhone, iPad, and iPod touch are trademarks of Apple Inc., registered in the U.S. and other countries.

Oticon More miniRITE T offers a discreet design with LED-light to make handling easy. The style features telecoil, and a double push button. It offers direct streaming from iPhone® and selected Android devices.

MoreSound Intelligence™ creates a more precise and natural representation of individual sounds with clearer and more distinct contrasts.

MoreSound Amplifier™ analyses details in sound, and optimally amplifies them for the brain to have access to relevant information.

Oticon More is built on the innovative Polaris™ platform, which uses a Deep Neural Network to rapidly and optimally manage incoming sounds based on individual needs. New features can be added and updates performed wirelessly.

TwinLink NFMI + 2,4 GHz

Made for iPhone | iPad | iPod

Works with android

IP68

For information on compatibility, please visit www.oticon.global/connectivity

oticon
life-changing technology

Oticon More 1

miniRITE T 60

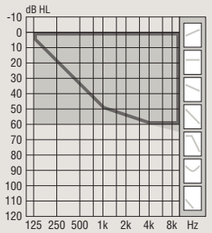

Mould, Bass & Power dome

OpenBass dome

Technical information
Omnidirectional mode is used unless otherwise stated.

Acoustic input: 60 dB SPL
Magnetic input: 31.6 mA/m

		Ear Simulator Measured according to IEC 60118-0:1983/AMD1:1994, IEC 60118-0:2015, IEC 60118-1:1995+AMD1:1998 CSV and IEC 60318-4:2010	**2CC Coupler** Measured according to ANSI S3.22-2014, IEC 60118-0:2015 and IEC 60318-5:2006
		OSPL90	OSPL90
		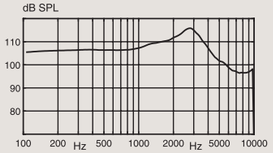	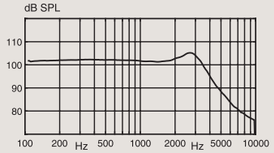
		Full-on Gain	Full-on Gain
		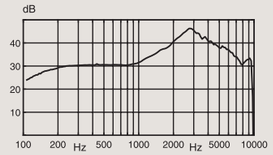	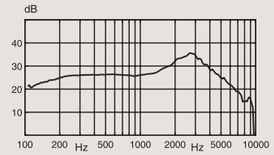
		Frequency Response	Frequency Response
		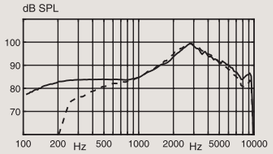	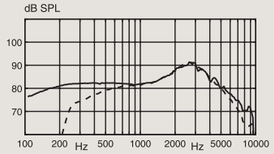
OSPL90	Peak	116 dB SPL	105 dB SPL
	1600 Hz	110 dB SPL	102 dB SPL
	HFA-OSPL90	111 dB SPL	103 dB SPL
Full-on gain*	Peak	46 dB	36 dB
	1600 Hz	37 dB	29 dB
	HFA-FOG	38 dB	30 dB
Reference test gain		30 dB	26 dB
Frequency range		100-9600 Hz	100-9400 Hz
Telecoil output (1600 Hz)	1 mA/m field	68 dB SPL	-
	10 mA/m field	88 dB SPL	-
	SPLITS L/R	-	85/85 dB SPL
Total harmonic distortion (Input 70 dB SPL)	500 Hz	<2 %	<2 %
	800 Hz	<3 %	<2 %
	1600 Hz	<2 %	<2 %
Equivalent input noise level	Omni	18 dB SPL	16 dB SPL
	Dir	26 dB SPL	27 dB SPL
Battery consumption	Typical	2.3 mA	2.2 mA
	Quiescent	2.2 mA	2.2 mA
Battery life, artificial measurement, hours		80	80
Expected battery life, hours (battery size 312 - IEC PR41)		55-60	

* Measured with the gain control of the hearing aids set to their full-on position minus 20 dB and with an input SPL of 70 dB. This is to obtain a gain response equal to the full-on gain response from e.g. IEC 60118-0:1983+A1:1994 but without influence of feedback.

Oticon More 2 & 3

miniRITE T 60

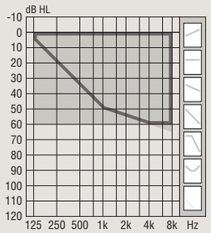

Mould, Bass & Power dome

OpenBass dome

Technical information
Omnidirectional mode is used unless otherwise stated.

Acoustic input: 60 dB SPL
Magnetic input: 31.6 mA/m

		Ear Simulator Measured according to IEC 60118-0:1983/AMD1:1994, IEC 60118-0:2015, IEC 60118-1:1995+AMD1:1998 CSV and IEC 60318-4:2010	**2CC Coupler** Measured according to ANSI S3.22-2014, IEC 60118-0:2015 and IEC 60318-5:2006
		OSPL90	OSPL90
		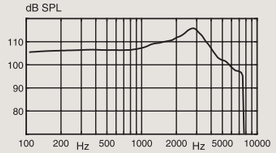	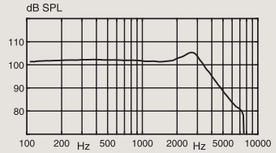
		Full-on Gain	Full-on Gain
		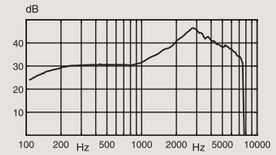	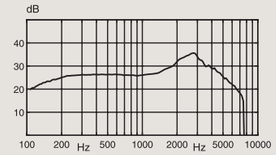
		Frequency Response	Frequency Response
		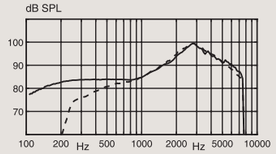	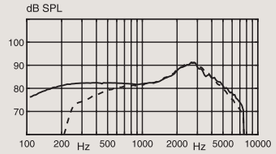
OSPL90	Peak	116 dB SPL	105 dB SPL
	1600 Hz	110 dB SPL	102 dB SPL
	HFA-OSPL90	111 dB SPL	103 dB SPL
Full-on gain*	Peak	46 dB	36 dB
	1600 Hz	37 dB	29 dB
	HFA-FOG	38 dB	30 dB
Reference test gain		30 dB	26 dB
Frequency range		100-7500 Hz	100-7500 Hz
Telecoil output (1600 Hz)	1 mA/m field	68 dB SPL	-
	10 mA/m field	88 dB SPL	-
	SPLITS L/R	-	85/85 dB SPL
Total harmonic distortion (Input 70 dB SPL)	500 Hz	<2 %	<2 %
	800 Hz	<3 %	<2 %
	1600 Hz	<2 %	<2 %
Equivalent input noise level	Omni	18 dB SPL	16 dB SPL
	Dir	26 dB SPL	27 dB SPL
Battery consumption	Typical	2.2 mA	2.2 mA
	Quiescent	2.2 mA	2.2 mA
Battery life, artificial measurement, hours		80	80
Expected battery life, hours (battery size 312 - IEC PR41)		55-60	

* Measured with the gain control of the hearing aids set to their full-on position minus 20 dB and with an input SPL of 70 dB. This is to obtain a gain response equal to the full-on gain response from e.g. IEC 60118-0:1983+A1:1994 but without influence of feedback.

Oticon More 1

miniRITE T 85

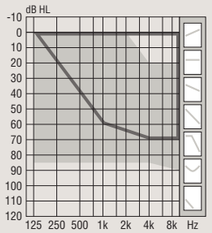

Mould, Bass & Power dome

OpenBass dome

Technical information
Omnidirectional mode is used unless otherwise stated.

Acoustic input: 60 dB SPL
Magnetic input: 31.6 mA/m

Ear Simulator
Measured according to IEC 60118-0:1983/AMD1:1994, IEC 60118-0:2015, IEC 60118-1:1995+AMD1:1998 CSV and IEC 60318-4:2010

OSPL90

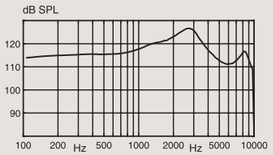

Full-on Gain

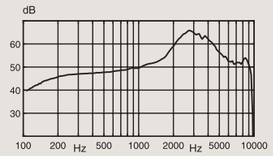

Frequency Response

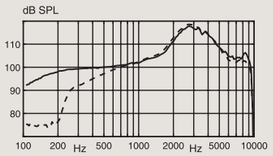

2CC Coupler
Measured according to ANSI S3.22-2014, IEC 60118-0:2015 and IEC 60318-5:2006

OSPL90

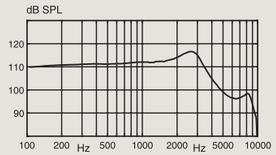

Full-on Gain

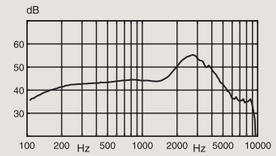

Frequency Response

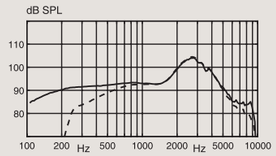

		Ear Simulator	2CC Coupler
OSPL90	Peak	127 dB SPL	117 dB SPL
	1600 Hz	121 dB SPL	113 dB SPL
	HFA-OSPL90	122 dB SPL	114 dB SPL
Full-on gain*	Peak	66 dB	55 dB
	1600 Hz	53 dB	45 dB
	HFA-FOG	56 dB	48 dB
Reference test gain		46 dB	37 dB
Frequency range		100-9500 Hz	100-8900 Hz
Telecoil output (1600 Hz)	1 mA/m field	84 dB SPL	-
	10 mA/m field	104 dB SPL	-
	SPLITS L/R	-	96/96 dB SPL
Total harmonic distortion (Input 70 dB SPL)	500 Hz	<2 %	<2 %
	800 Hz	<4 %	<2 %
	1600 Hz	<5 %	<2 %
Equivalent input noise level	Omni	21 dB SPL	17 dB SPL
	Dir	29 dB SPL	27 dB SPL
Battery consumption	Typical	2.4 mA	2.4 mA
	Quiescent	2.2 mA	2.2 mA
Battery life, artificial measurement, hours		75	75
Expected battery life, hours (battery size 312 - IEC PR41)		50-60	

* Measured with the gain control of the hearing aids set to their full-on position minus 20 dB and with an input SPL of 70 dB. This is to obtain a gain response equal to the full-on gain response from e.g. IEC 60118-0:1983+A1:1994 but without influence of feedback.

Oticon More 2 & 3

miniRITE T 85

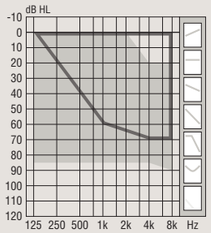

Mould, Bass & Power dome

OpenBass dome

Technical information
Omnidirectional mode is used unless otherwise stated.

Acoustic input: 60 dB SPL
Magnetic input: 31.6 mA/m

Ear Simulator
Measured according to IEC 60118-0:1983/AMD1:1994, IEC 60118-0:2015, IEC 60118-1:1995+AMD1:1998 CSV and IEC 60318-4:2010

OSPL90

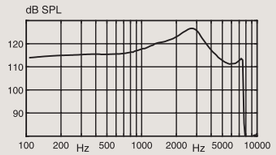

Full-on Gain

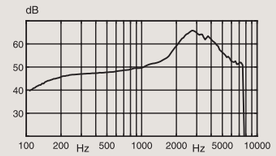

Frequency Response

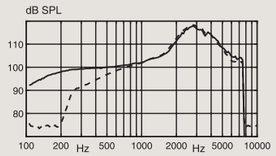

2CC Coupler
Measured according to ANSI S3.22-2014, IEC 60118-0:2015 and IEC 60318-5:2006

OSPL90

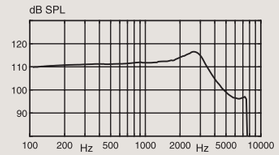

Full-on Gain

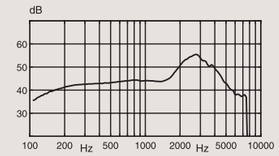

Frequency Response

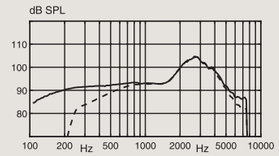

		Ear Simulator	2CC Coupler
OSPL90	Peak	127 dB SPL	117 dB SPL
	1600 Hz	121 dB SPL	113 dB SPL
	HFA-OSPL90	122 dB SPL	114 dB SPL
Full-on gain*	Peak	66 dB	55 dB
	1600 Hz	53 dB	45 dB
	HFA-FOG	56 dB	48 dB
Reference test gain		46 dB	37 dB
Frequency range		100-7500 Hz	100-7500 Hz
Telecoil output (1600 Hz)	1 mA/m field	84 dB SPL	-
	10 mA/m field	104 dB SPL	-
	SPLITS L/R	-	96/96 dB SPL
Total harmonic distortion (Input 70 dB SPL)	500 Hz	<2 %	<2 %
	800 Hz	<4 %	<2 %
	1600 Hz	<5 %	<2 %
Equivalent input noise level	Omni	21 dB SPL	17 dB SPL
	Dir	28 dB SPL	27 dB SPL
Battery consumption	Typical	2.3 mA	2.4 mA
	Quiescent	2.2 mA	2.2 mA
Battery life, artificial measurement, hours		75	75
Expected battery life, hours (battery size 312 - IEC PR41)		50-60	

* Measured with the gain control of the hearing aids set to their full-on position minus 20 dB and with an input SPL of 70 dB. This is to obtain a gain response equal to the full-on gain response from e.g. IEC 60118-0:1983+A1:1994 but without influence of feedback.

Oticon More 1

miniRITE T 100

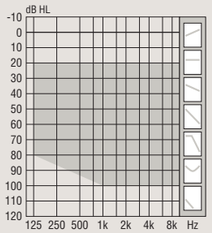

Power flex mould, Bass & Power dome

Technical information
Omnidirectional mode is used unless otherwise stated.

Warning to the hearing aid dispenser
The maximum output capability of the hearing aid may exceed 132 dB SPL (IEC 711). Special care should be exercised in selecting and fitting the hearing aid, as there may be risk of impairing the remaining hearing of the hearing aid user.

Acoustic input: 60 dB SPL
Magnetic input: 31.6 mA/m

Ear Simulator
Measured according to IEC 60118-0:1983/AMD1:1994, IEC 60118-0:2015, IEC 60118-1:1995+AMD1:1998 CSV and IEC 60318-4:2010

OSPL90

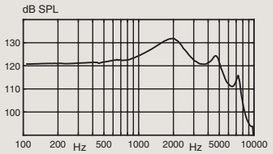

Full-on Gain

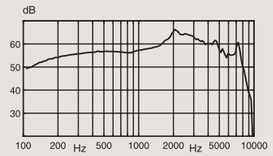

Frequency Response

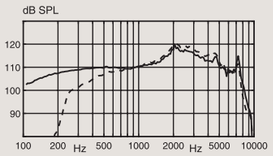

2CC Coupler
Measured according to ANSI S3.22-2014, IEC 60118-0:2015 and IEC 60318-5:2006

OSPL90

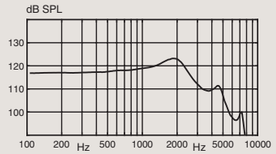

Full-on Gain

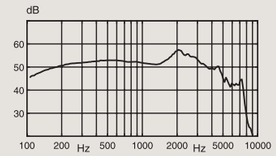

Frequency Response

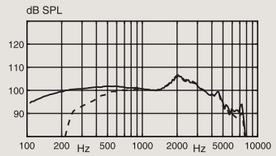

		Ear Simulator	2CC Coupler
OSPL90	Peak	132 dB SPL	123 dB SPL
	1600 Hz	130 dB SPL	122 dB SPL
	HFA-OSPL90	127 dB SPL	119 dB SPL
Full-on gain*	Peak	66 dB	57 dB
	1600 Hz	60 dB	53 dB
	HFA-FOG	61 dB	53 dB
Reference test gain		53 dB	42 dB
Frequency range		100-8900 Hz	100-7500 Hz
Telecoil output (1600 Hz)	1 mA/m field	91 dB SPL	-
	10 mA/m field	111 dB SPL	-
	SPLITS L/R	-	101/101 dB SPL
Total harmonic distortion (Input 70 dB SPL)	500 Hz	<9 %	<2 %
	800 Hz	<6 %	<2 %
	1600 Hz	<3 %	<2 %
Equivalent input noise level	Omni	17 dB SPL	16 dB SPL
	Dir	25 dB SPL	28 dB SPL
Battery consumption	Typical	2.2 mA	2.4 mA
	Quiescent	2.2 mA	2.2 mA
Battery life, artificial measurement, hours		80	75
Expected battery life, hours (battery size 312 - IEC PR41)		50-60	

* Measured with the gain control of the hearing aids set to their full-on position minus 20 dB and with an input SPL of 70 dB. This is to obtain a gain response equal to the full-on gain response from e.g. IEC 60118-0:1983+A1:1994 but without influence of feedback.

Oticon More 2 & 3

miniRITE T 100

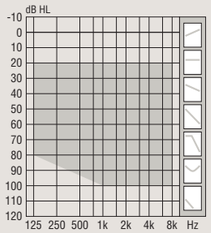

Power flex mould, Bass & Power dome

Technical information
Omnidirectional mode is used unless otherwise stated.

Warning to the hearing aid dispenser
The maximum output capability of the hearing aid may exceed 132 dB SPL (IEC 711). Special care should be exercised in selecting and fitting the hearing aid, as there may be risk of impairing the remaining hearing of the hearing aid user.

Acoustic input: 60 dB SPL
Magnetic input: 31.6 mA/m

Ear Simulator
Measured according to IEC 60118-0:1983/AMD1:1994, IEC 60118-0:2015, IEC 60118-1:1995+AMD1:1998 CSV and IEC 60318-4:2010

OSPL90

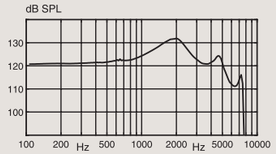

Full-on Gain

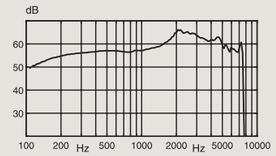

Frequency Response

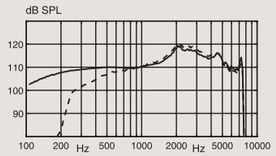

2CC Coupler
Measured according to ANSI S3.22-2014, IEC 60118-0:2015 and IEC 60318-5:2006

OSPL90

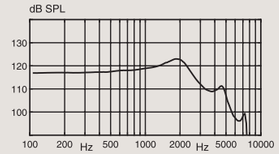

Full-on Gain

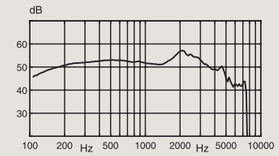

Frequency Response

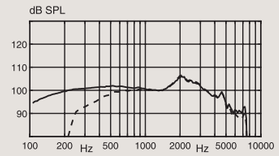

		Ear Simulator	2CC Coupler
OSPL90	Peak	132 dB SPL	123 dB SPL
	1600 Hz	130 dB SPL	122 dB SPL
	HFA-OSPL90	127 dB SPL	119 dB SPL
Full-on gain*	Peak	66 dB	57 dB
	1600 Hz	60 dB	53 dB
	HFA-FOG	61 dB	53 dB
Reference test gain		53 dB	42 dB
Frequency range		100-7500 Hz	100-7500 Hz
Telecoil output (1600 Hz)	1 mA/m field	91 dB SPL	-
	10 mA/m field	111 dB SPL	-
	SPLITS L/R	-	101/101 dB SPL
Total harmonic distortion (Input 70 dB SPL)	500 Hz	<9 %	<2 %
	800 Hz	<6 %	<2 %
	1600 Hz	<3 %	<2 %
Equivalent input noise level	Omni	16 dB SPL	16 dB SPL
	Dir	25 dB SPL	28 dB SPL
Battery consumption	Typical	2.2 mA	2.3 mA
	Quiescent	2.2 mA	2.2 mA
Battery life, artificial measurement, hours		80	75
Expected battery life, hours (battery size 312 - IEC PR41)		50-60	

* Measured with the gain control of the hearing aids set to their full-on position minus 20 dB and with an input SPL of 70 dB. This is to obtain a gain response equal to the full-on gain response from e.g. IEC 60118-0:1983+A1:1994 but without influence of feedback.

Oticon More 1

miniRITE T 105

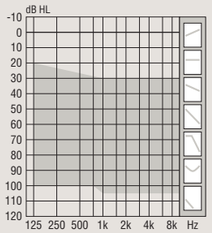

105

Power flex mould

Technical information
Omnidirectional mode is used unless otherwise stated.

Warning to the hearing aid dispenser
The maximum output capability of the hearing aid may exceed 132 dB SPL (IEC 711). Special care should be exercised in selecting and fitting the hearing aid, as there may be risk of impairing the remaining hearing of the hearing aid user.

Acoustic input: 60 dB SPL
Magnetic input: 31.6 mA/m

Ear Simulator
Measured according to IEC 60118-0:1983/AMD1:1994, IEC 60118-0:2015, IEC 60118-1:1995+AMD1:1998 CSV and IEC 60318-4:2010

OSPL90

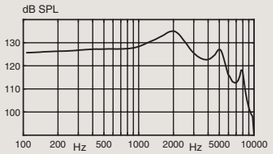

Full-on Gain

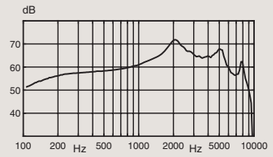

Frequency Response

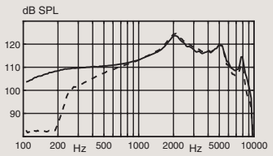

2CC Coupler
Measured according to ANSI S3.22-2014, IEC 60118-0:2015 and IEC 60318-5:2006

OSPL90

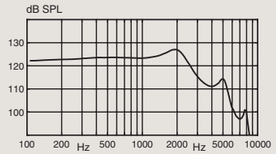

Full-on Gain

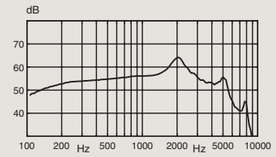

Frequency Response

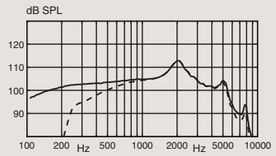

		Ear Simulator	2CC Coupler
OSPL90	Peak	135 dB SPL	127 dB SPL
	1600 Hz	133 dB SPL	126 dB SPL
	HFA-OSPL90	131 dB SPL	123 dB SPL
Full-on gain*	Peak	72 dB	64 dB
	1600 Hz	66 dB	59 dB
	HFA-FOG	65 dB	58 dB
Reference test gain		58 dB	47 dB
Frequency range		100-9100 Hz	100-7900 Hz
Telecoil output (1600 Hz)	1 mA/m field	96 dB SPL	-
	10 mA/m field	116 dB SPL	-
	SPLITS L/R	-	106/106 dB SPL
Total harmonic distortion (Input 70 dB SPL)	500 Hz	< 4 %	< 2 %
	800 Hz	< 4 %	< 2 %
	1600 Hz	< 4 %	< 2 %
Equivalent input noise level	Omni	15 dB SPL	16 dB SPL
	Dir	24 dB SPL	27 dB SPL
Battery consumption	Typical	2.3 mA	2.4 mA
	Quiescent	2.2 mA	2.2 mA
Battery life, artificial measurement, hours		80	75
Expected battery life, hours (battery size 312 - IEC PR41)		50-60	

* Measured with the gain control of the hearing aids set to their full-on position minus 20 dB and with an input SPL of 70 dB. This is to obtain a gain response equal to the full-on gain response from e.g. IEC 60118-0:1983+A1:1994 but without influence of feedback.

Oticon More 2 & 3

miniRITE T 105

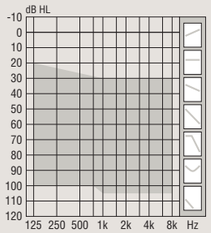

105

Power flex mould

Technical information
Omnidirectional mode is used unless otherwise stated.

Warning to the hearing aid dispenser
The maximum output capability of the hearing aid may exceed 132 dB SPL (IEC 711). Special care should be exercised in selecting and fitting the hearing aid, as there may be risk of impairing the remaining hearing of the hearing aid user.

Acoustic input: 60 dB SPL
Magnetic input: 31.6 mA/m

Ear Simulator
Measured according to IEC 60118-0:1983/AMD1:1994, IEC 60118-0:2015, IEC 60118-1:1995+AMD1:1998 CSV and IEC 60318-4:2010

OSPL90

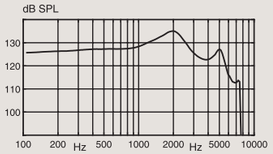

Full-on Gain

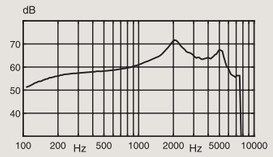

Frequency Response

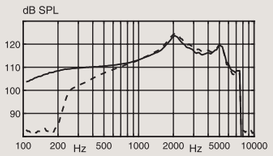

2CC Coupler
Measured according to ANSI S3.22-2014, IEC 60118-0:2015 and IEC 60318-5:2006

OSPL90

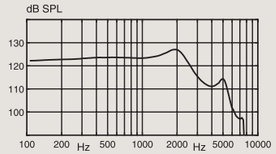

Full-on Gain

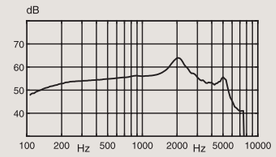

Frequency Response

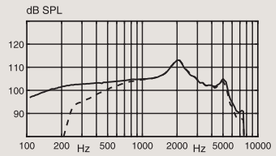

		Ear Simulator	2CC Coupler
OSPL90	Peak	135 dB SPL	127 dB SPL
	1600 Hz	133 dB SPL	126 dB SPL
	HFA-OSPL90	131 dB SPL	123 dB SPL
Full-on gain*	Peak	72 dB	64 dB
	1600 Hz	66 dB	59 dB
	HFA-FOG	65 dB	58 dB
Reference test gain		58 dB	47 dB
Frequency range		100-7500 Hz	100-7500 Hz
Telecoil output (1600 Hz)	1 mA/m field	96 dB SPL	-
	10 mA/m field	116 dB SPL	-
	SPLITS L/R	-	106/106 dB SPL
Total harmonic distortion (Input 70 dB SPL)	500 Hz	< 4 %	< 2 %
	800 Hz	< 4 %	< 2 %
	1600 Hz	< 4 %	< 2 %
Equivalent input noise level	Omni	15 dB SPL	16 dB SPL
	Dir	24 dB SPL	27 dB SPL
Battery consumption	Typical	2.3 mA	2.4 mA
	Quiescent	2.2 mA	2.2 mA
Battery life, artificial measurement, hours		80	75
Expected battery life, hours (battery size 312 - IEC PR41)		50-60	

* Measured with the gain control of the hearing aids set to their full-on position minus 20 dB and with an input SPL of 70 dB. This is to obtain a gain response equal to the full-on gain response from e.g. IEC 60118-0:1983+A1:1994 but without influence of feedback.

Notes

Notes

Headquarters
Oticon A/S
Kongebakken 9
DK-2765 Smørum
Denmark

SBO Hearing A/S
Kongebakken 9
DK-2765 Smørum
Denmark

232631UK / 2021.05.25 / v1

www.oticon.global

Oticon is part of the Demant Group.

oticon
life-changing **technology**