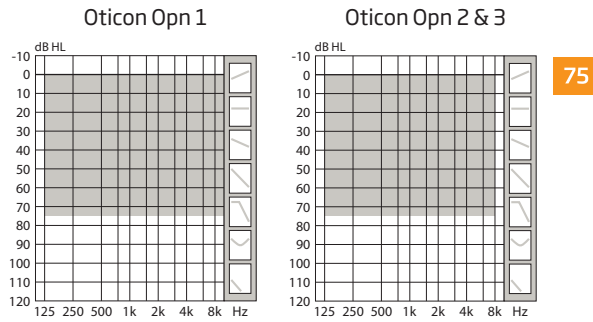



Technical data sheet

OTICON | **Opn**
IIC 75



	Oticon Opn 1	Oticon Opn 2	Oticon Opn 3	
Speech Understanding	OpenSound Navigator™	Level 1	Level 2	Level 3
	- Max. noise removal	9 dB	5 dB	3 dB
	Speech Guard™ LX	Level 1	Level 2	Level 3
	Soft Speech Booster LX	•	•	•
Sound Quality	Speech Rescue™ LX	•	•	•
	Clear Dynamics	•	•	-
	Fitting Bandwidth*	10 KHz	8 KHz	8 KHz
Listening Comfort	Processing Channels	64	48	48
	Transient Noise Management	4 configurations	On/Off	On/Off
Personalisation & Optimising Fitting	Feedback shield LX	•	•	•
	YouMatic™ LX	3 configurations	2 configurations	1 configuration
	Fitting Bands	16	14	12
	Adaptation Management	•	•	•
	Oticon Firmware Updater	•	•	•
	Fitting Formulas	VAC+, NAL-NL1+2, DSL v5.0	VAC+, NAL-NL1+2, DSL v5.0	VAC+, NAL-NL1+2, DSL v5.0
	Acoustic Notifications	•	•	•
Battery life, hours**	70-80	70-80	70-80	

* Bandwidth accessible for gain adjustments during fitting


** Battery size 10 - IEC PR70.
Real usage battery life is shown as an estimated interval based on mixed use cases with variable amplification settings and variable input levels.

• Default
- Not included

OpenSound Navigator™ continuously analyses the environment and attenuates the disturbing noise.

Oticon Opn is built on the Velox™ platform, providing frequency resolution in 64 channels (Opn 1).

Fully programmable with updatable firmware, the Velox platform is ready for the future.



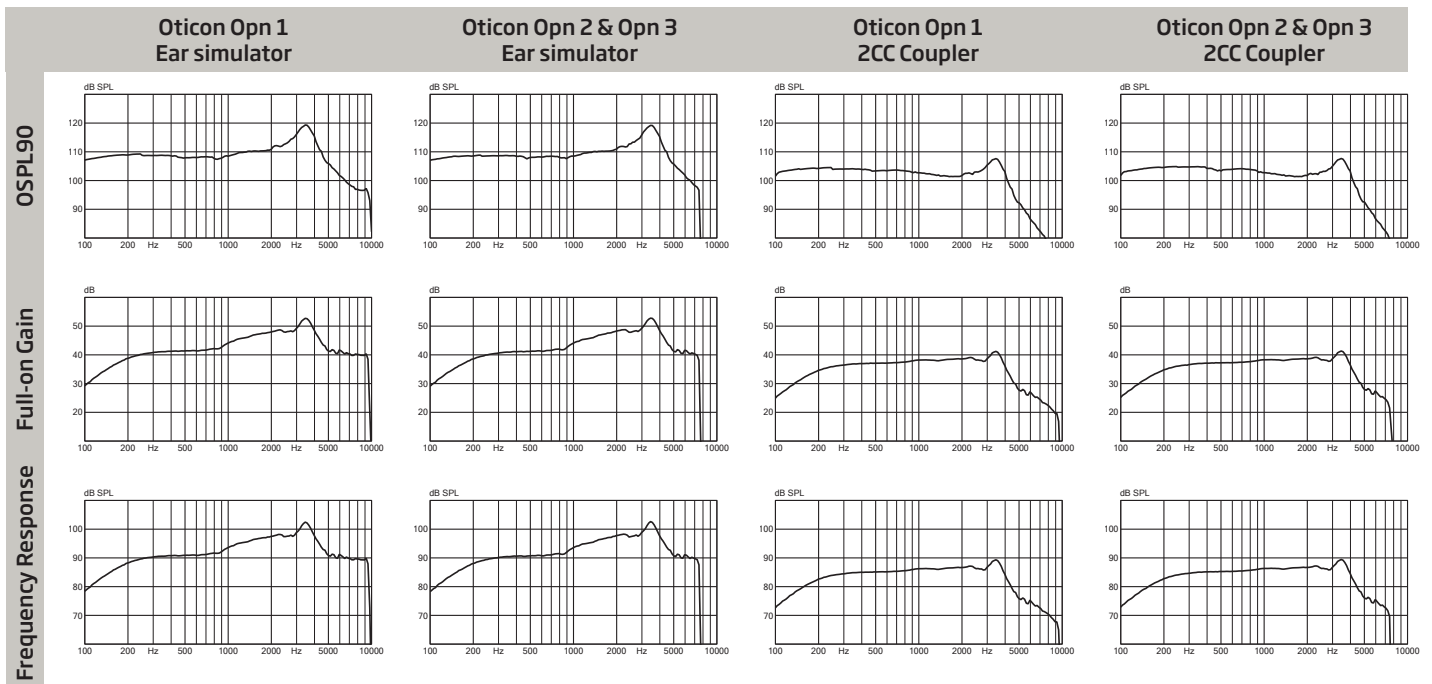
IP68

Technical data Measured according to		Ear Simulator IEC 60118-0:1983/AMD1:1994, IEC 60118-0:2015, IEC 60118-1:1995+AMD1:1998 CSV and IEC 60318-4:2010			ZCC Coupler ANSI S3.22-2014, IEC 60118-0:2015 and IEC 60318-5:2006		
Oticon Opn IIC 75		Opn 1	Opn 2	Opn 3	Opn 1	Opn 2	Opn 3
Frequency range Hz		100-9500	100-7500	100-7500	100-9200	100-7500	100-7500
OSPL90	Peak	119 dB SPL			108 dB SPL		
	1600 Hz	110 dB SPL			102 dB SPL		
	HFA-OSPL90	111 dB SPL			102 dB SPL		
Full-on gain*	Peak	53 dB			41 dB		
	1600 Hz	47 dB			38 dB		
	HFA-FOG	46 dB			38 dB		
Reference test gain		37 dB			26 dB		
Telecoil output (1600 Hz)	1 mA/m field	-			-		
	10 mA/m field	-			-		
	SPLITS L/R	-			-		
Total harmonic distortion (Input 70 dB SPL)	500 Hz	2 %			2 %		
	800 Hz	2 %			2 %		
	1600 Hz	3 %			2 %		
Equivalent input noise level		19 dB SPL			18 dB SPL		
Battery consumption**	Typical	1.0 mA			1.1 mA		
	Quiescent	1.0 mA			1.0 mA		
Battery life, calculated, hours***		100			90		
IRIL (IEC 60118-13:2016)		700/1400/2000 MHz: 40/33/11 dB SPL					

* Measured with the gain control of the hearing aid set to its full-on position minus 20 dB and with an input SPL of 70 dB. This is to obtain a gain response equal to the full-on gain response from e.g. IEC 60118-0+A1:1994 but without influence of feedback.

** Battery current is measured according to IEC 60118-0:1983/AMD1:1994 §7.11, IEC 60118-0:2015 §7.7 and ANSI S3.22:2014 §6.13 after a settling time of minimum 3 minutes.

*** Based on the standardised battery consumption measurement (IEC 60118-0:1983/AMD1:1994). The actual battery life depends on battery quality, use pattern, active feature set, hearing loss and sound environment.



Technical information: Omnidirectional mode is used unless otherwise stated.

Operating conditions

Temperature: +1°C to +40°C

Relative humidity:

5% to 93%, non-condensing

Storage and transportation conditions

Temperature and humidity should not exceed the following limits for extended periods during transportation and storage.

Temperature: -25°C to +60°C

Relative humidity: 5% to 93%, non-condensing