

How to use the Ponto sound processor on a softband or headband



45 dB HL

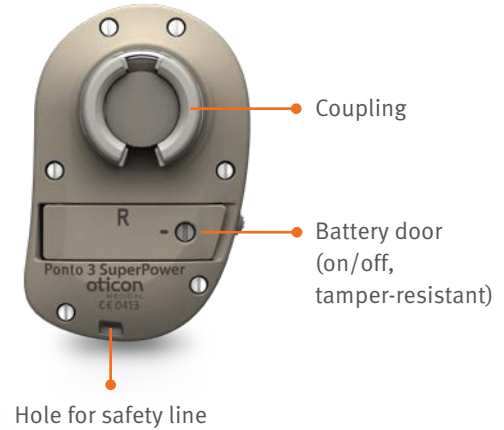


55 dB HL



65 dB HL

Elements of the sound processor



Positioning the processor

To ensure optimum performance from the directional microphone system, the sound processor should be positioned vertically with the microphones at the bottom, aligned horizontally, and with the volume control facing backwards. Please note, it is important that the sound processor does not touch anything, e.g. the ear, skin or a hat. This can cause feedback (a whistling sound).



Turning the processor On and Off

On

Ponto is turned ON by closing the battery door. After a start-up jingle there is a few seconds' delay before the sound processor is turned on. The delay is designed to avoid a whistling sound while connecting your sound processor.

Off

Ponto is turned OFF by opening the battery door. It is sufficient to open the battery door halfway. This prevents the battery from falling out. When storing for longer periods, it is recommended to remove the battery from the sound processor.

Managing the batteries

Battery insertion: Open the battery door and insert the battery with the plus-sign facing downwards on the sound processor. It is very important to insert the battery correctly to avoid damaging the battery compartment.

If you wish to lock the battery door: Make sure the door is completely closed. Use the screwdriver on the battery removal tool to turn the tamper-resistant screw to the locked position.

To unlock the battery door: Use the screwdriver on the battery removal tool to turn the tamper-resistant screw to the unlocked position. The battery door can now be opened and closed as usual.

Ponto sound processors have a **low-battery warning system**. When it is time to change the battery you will hear two beeps. When the battery is completely drained, this will be indicated by four beeps. The battery life depends upon the listening environment and the sound processor used.

See Instructions for Use for full information on how to operate the sound processor.



Volume control

+ The volume is increased by turning the volume control upwards, and decreased by turning it downwards. When the volume control is turned, beeps can be heard to indicate that the volume is being adjusted.

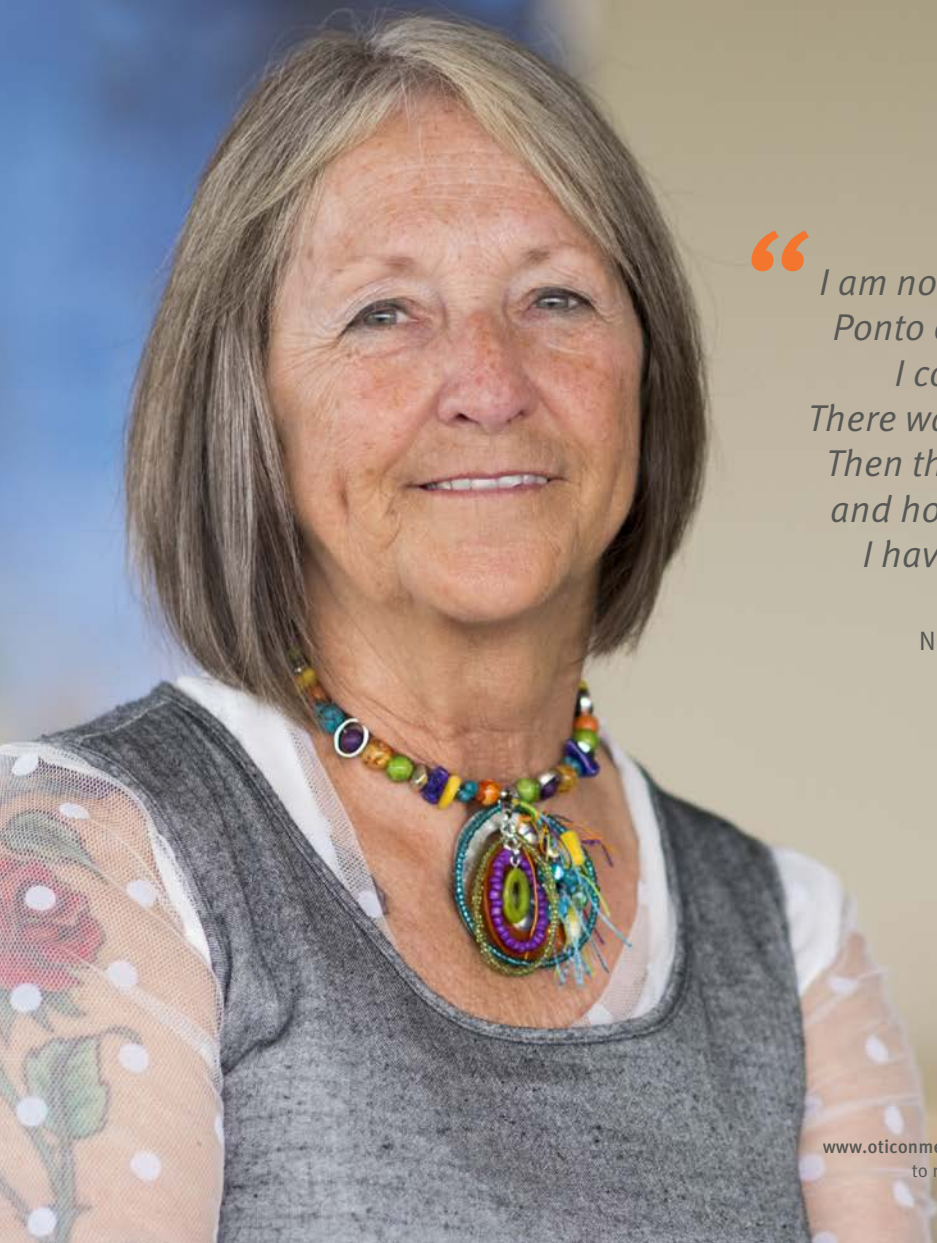
- When the maximum or minimum volume has been reached, the beeps will cease.

Important things to consider

- The sound processor, batteries, parts and accessories contains small parts and should be kept out of reach of children and anyone who might swallow these items or otherwise cause injury to themselves. If a battery is accidentally swallowed, seek medical attention at the nearest emergency department.
- The sound processor is not waterproof. Always disconnect the sound processor before showering or bathing/swimming. If the sound processor accidentally gets wet, open the battery door and remove the battery to allow the sound processor to dry out.
- Avoid exposing the sound processor to extreme heat.




You have been given a Ponto to trial a bone anchored hearing device. This guide will provide hands-on instructions on how to use the Ponto sound processor. To get the most out of your trial, it is important to experience sounds in different environments and listening situations. Please use your “Diary” to log your experiences and the benefits of the processor.



“ *I am not a crier, but when I put the Ponto on I almost started crying. I could hear. It was clear. There was no feedback, no buzzing. Then they turned on the Streamer and hooked it up with my phone. I have not looked back since.* ”

Nancy, single-sided deafness.
Ponto 3 SuperPower

Please visit
www.oticonmedical.com/bone-conduction/user-experiences
to read about other users' experiences with Ponto.



Because sound matters

Oticon Medical is a global company in implantable hearing solutions, dedicated to bringing the magical world of sound to people at every stage of life. As a member of one of the world's largest groups of hearing healthcare companies, we share a close link with Oticon and direct access to the latest advancements in hearing research and technologies. Our competencies span more than a century of innovations in sound processing and decades of pioneering experience in hearing implant technology.

By working collaboratively with patients, physicians and hearing care professionals, we ensure that every solution we create is designed with user needs in mind. We share an unwavering commitment to provide innovative solutions and support that enhance quality of life for people wherever life may take them. Because we know how much sound matters.



Manufacturer:
Oticon Medical
Datavägen 37B
SE-436 32 Askim
Sweden
Tel: +46 31 748 61 00
E-mail: info@oticonmedical.com