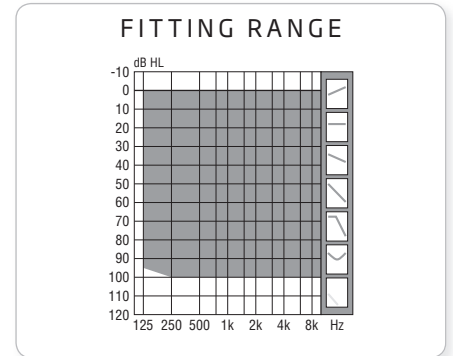


PRODUCT INFORMATION
OTICON ALTA PRO
OTICON ALTA

Oticon Alta is built on the Inium platform and is our best performing hearing solution with our most advanced technologies. The audiology in Alta provides its users premium listening performance and allows to factoring in individual listening preferences and needs of each client.

The Alta family styles range from compact In-the-Ear styles to a broad palette of Behind-the-Ear styles. The style range include the new wireless Invisible-In-the-Canal (IIC), Completely-In-the-Canal (CIC) and the new designRITE for users looking for ultimate discretion. The RITE instruments use Oticon's miniFit receivers and the BTE instruments use the new Corda miniFit thin tubes, allowing sharing the miniFit soft domes and custom ear pieces.

Oticon Alta can be fitted to users with mild to severe-to-profound hearing losses.



Speech Guard E

Speech Guard is a signal processing system that preserves speech dynamics and speech patterns as these are important and essential information to the auditory system. Speech Guard E is optimised to better line up with the dynamic range of speech to preserve more of the speech cues.

Speech Guard E maintains audibility, prevents discomfort and safeguards speech envelopes by combining the advantages of both fast and slow acting compression.

YouMatic Premium

YouMatic is a personal automatic system programmed to the client's individual needs and sound preferences. YouMatic controls the sound processing across multiple environments by adjusting the response, directionality, noise management, transient management and compression.

Inium feedback shield

Inium feedback shield is an effective feedback protection system implemented on the Oticon Inium platform. Inium feedback shield is a hybrid system combining two anti-feedback principles to both prevent and suppress feedback without superimposing artefacts onto the signal quality or sacrificing audibility.

Based on the environment, the system deploys the best combination of real time phase inversion and frequency shift to deliver great sound quality at all times.

Family Features

- Speech Guard E
- Spatial Sound Premium
- YouMatic Premium
- Binaural Processing
- Binaural Synchronisation
- Binaural PB Coordination
- Spatial Noise Management
- Fitting Bandwidth 10 kHz
- Inium feedback shield
- Free Focus Premium
- Artificial Intelligence Premium [+]
- Learning
- Memory
- T-coil
- AutoPhone Program
- Power Bass (streaming)
- Music Widening (streaming)
- TriState Noise Management
- Transient Management
- Multi-band Adaptive Directionality
- Voice Aligned Compression (VAC)
- NAL-NL1, NAL-NL2 and DSL v5.0a m[i/o]
- Flexible miniFit receiver system
- ConnectLine and Remote Control
- DAL input and FM option
- In-situ audiometry (Genie)

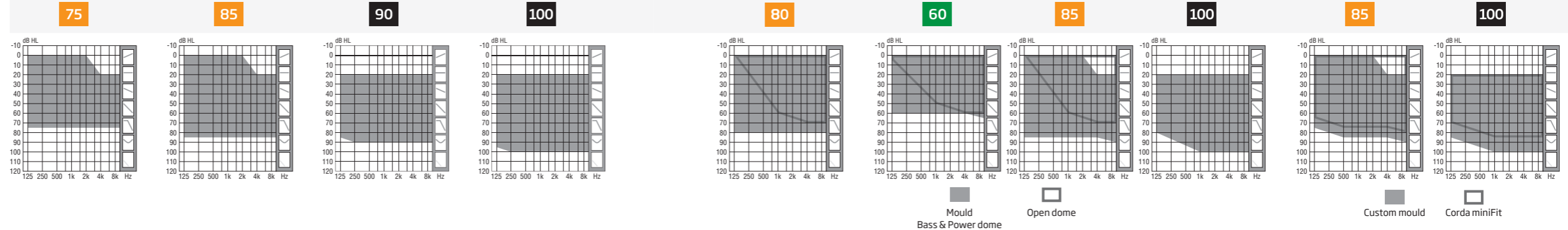


PRODUCT OVERVIEW


CUSTOM STYLES

RITE STYLES

BTE STYLES



OSPL90 (peak)	Ear simulator	119 dB SPL	126 dB SPL	130 dB SPL	135 dB SPL	127 dB SPL	115 dB SPL	127 dB SPL	132 dB SPL	131 dB SPL	126 dB SPL	135 dB SPL
	2cc coupler	109 dB SPL	117 dB SPL	121 dB SPL	127 dB SPL	117 dB SPL	105 dB SPL	118 dB SPL	124 dB SPL	121 dB SPL	117 dB SPL	126 dB SPL
Full-on gain (peak)	Ear simulator	49 dB	59 dB	64 dB	71 dB	62 dB	46 dB	65 dB	66 dB	62 dB	61 dB	68 dB
	2cc coupler	38 dB	50 dB	54 dB	62 dB	53 dB	35 dB	55 dB	57 dB	53 dB	51 dB	60 dB



Battery size	10	312	13	designRITE	miniRITE	RITE	miniBTE	BTE13
Fitting levels	75 85	75 85 90 100	75 85 90 100	80	60 85 100	60 85 100	85	85 100
Battery life (h)*	100	75-135	140-250	65-75	80-110	80-110	115-140	85-190
Wireless	○**	○	○	■	■	■	■	■
Directional		○	■	■	■	■	■	■
Program control	○***	○	○		■	■	■	■
Volume control	○***	○	○		■	■	■	■
Telecoil		○	○		■	■	■	■
AutoPhone		○	○		■	■	■	■
Connectline compatible		○	○		■	■	■	■
FM compatible			○	■	■	■	■	■
Programming interface, cable #3	FlexConnect Mini	FlexConnect Mini	FlexConnect Mini	Cable #3 directly	FlexConnect	Programming shoe	Cable #3 directly	Programming shoe

CUSTOM STYLES

Wax protection	Receiver in all instruments	ProWax
	Microphone in 10 battery instruments	T-Cap
	Microphone in 312 and 13 battery instruments	O-Cap

Instruments with 312 battery may be produced with horizontal battery drawer depending on ear geometry.

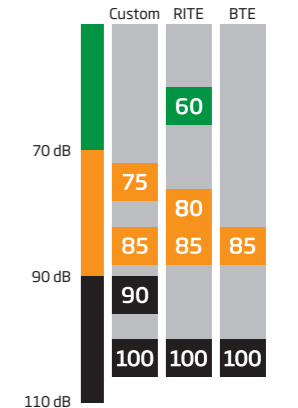
Oticon optimises fitting level and venting by default according to hearing loss, requested instrument style, and ear geometry.

- Default
- Option
- * Real usage battery life is shown as an estimated interval based on measurements with variable amplification settings and variable input levels.
- ** IIC is only available in Alta Pro
- *** Option available for CIC only

ACCESSORIES

Accessories	Type/info	Use with
Tamper resistant battery drawer	Available in 7 colours	miniRITE, RITE, miniBTE, BTE13
DAI adaptor	AP900	BTE13 and RITE
Dedicated FM receiver	Amigo R12	BTE13 and RITE
FM adaptor	FM 9 Compatible with Amigo R2 and other universal receivers	BTE13

FITTING LEVELS



PRODUCT OVERVIEW

GENERAL FITTING

Oticon Alta instruments are programmed using the Genie 2014.2 fitting software or higher compatible with NOAH 3 or higher.

Wireless fitting - FittingLINK

FittingLINK provides a wireless link (Bluetooth) between the PC and one or two wireless enabled hearing instruments. In addition FittingLINK can be used via a USB cable connected to the PC.

Wireless fitting - nEARcom

nEARcom provides a wireless link between NOAHlink and one or two wireless enabled hearing instruments. In addition nEARcom provides a pass-through connection to accommodate programming cables and replaces the existing NOAHlink neck loop. nEARcom uses TM#1.

Cabled fitting

Use programming cable #3.

miniRITE & RITE

Receiver unit	Must use miniFit receivers. Select between three receiver types with different output performance, labeled according to fitting capabilities: 60, 85 and 100. 60, 85 lengths 0-5 100 lengths 1-5	Receiver wire	Separate wires connect Power Flex moulds (100) to RITE instruments, available in lengths 1-5.
		Receiver connector to instrument	Type C1 (marked on packaging).
		ProWax miniFit	miniFit receivers 60, 85 and 100
		ProWax	Power Flex mould Micro mould LiteTip

designRITE

Receiver unit	Must use miniFIT 80 receiver available in lengths 1-5.
Receiver connector to instruments	Type C3 (marked on packaging).
ProWax miniFit	miniFit receiver 80
ProWax	Micro mould LiteTip

BTE STYLES

Sound hook	Interchangeable standard and child hook.
Damper	Damping plug available for BTE13 85 .
Thin tubes	Corda miniFit (0.9 mm tube) for miniBTE 85 and BTE13 85 . Corda miniFit Power (1.3 mm tube) for BTE13 100 . Thin tubes are available in lengths -1-4. Style specific adapters must be used when connecting thin tubes.
ProWax	Micro mould LiteTip

RITE & BTE STYLES

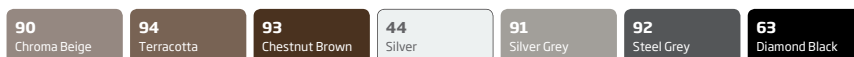
Ear pieces	All miniFit receivers and Corda miniFit tubes must use miniFit ear pieces.	LiteTip and Micro mould (requires taking an impression).										
	<table border="0"> <tr> <td>Type</td> <td>Sizes</td> </tr> <tr> <td>Open dome</td> <td>6, 8, 10 mm</td> </tr> <tr> <td>Power dome</td> <td>6, 8, 10, 12 mm</td> </tr> <tr> <td>Bass dome, single vent</td> <td>6, 8, 10, 12 mm</td> </tr> <tr> <td>Bass dome, double vent</td> <td>6, 8, 10, 12 mm</td> </tr> </table>	Type	Sizes	Open dome	6, 8, 10 mm	Power dome	6, 8, 10, 12 mm	Bass dome, single vent	6, 8, 10, 12 mm	Bass dome, double vent	6, 8, 10, 12 mm	
Type	Sizes											
Open dome	6, 8, 10 mm											
Power dome	6, 8, 10, 12 mm											
Bass dome, single vent	6, 8, 10, 12 mm											
Bass dome, double vent	6, 8, 10, 12 mm											

Features	Oticon Alta Pro	Oticon Alta
Fitting formulas	VAC, NAL, DSL	VAC, NAL, DSL
Speech Guard E	Yes	Yes
Spatial Sound	Premium	No
YouMatic	Premium	Premium
Binaural Processing (compression)	Yes	No
Binaural Synchronisation (automatics)	Yes	Yes
Binaural Coordination (PB operations)	Yes	Yes
Spatial Noise Management	Yes	No
Transient Management	Yes	Yes
Fitting Bandwidth*	10 kHz	10 kHz
Free Focus	Premium	Premium
Inium feedback shield	Yes	Yes
Artificial Intelligence	Premium [+]	Premium [+]
Power Bass	Yes	Yes
Music Widening	Yes	Yes
Learning	Yes	Yes
Fitting Bands	10	10
Frequency channels	16	16

*) Bandwidth accessible for gain adjustments during fitting

COLOUR SELECTION

RITE & BTE STYLES



ADDITIONAL designRITE COLOURS



CUSTOM STYLES



IIC & CIC only

POWER FLEX MOULDS



01 Beige 02 Light Brown 03 Medium Brown 04 Dark Brown 05 Black 06 Transparent

CUSTOM 75 (IIC ONLY) OTICON ALTA PRO



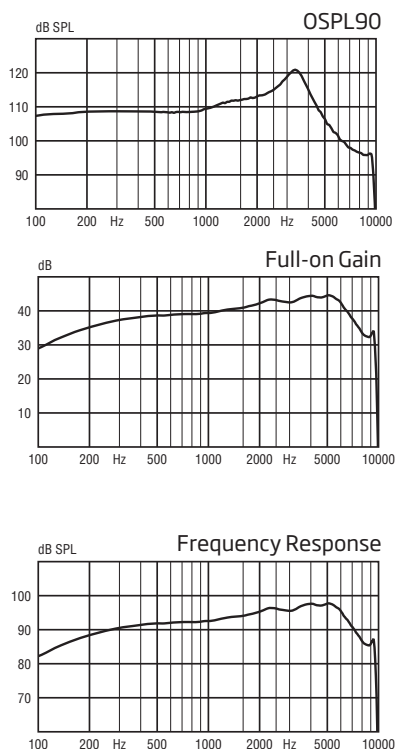
Scale 1:1

Technical information

All measurements are made on instruments with ProWax receiver and T-Cap microphone protection.

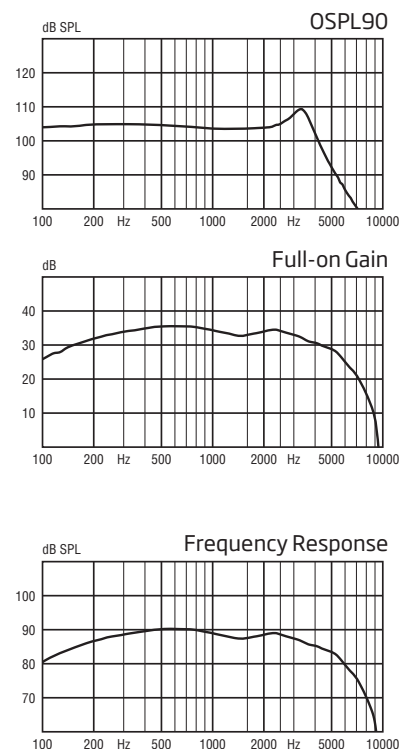
EAR SIMULATOR

Measured according to IEC 60118-0 (1983) and 60711 (1981) and DIN 45605.



ZCC COUPLER

Measured according to ANSI S3.22 (2003) and S3.7 (1995), IEC 60118-7 (2005) and IEC 60318-5 (2006).



75

OSPL90	Peak	121 dB SPL	109 dB SPL
	1600 Hz	111 dB SPL	103 dB SPL
	Average	109 dB SPL	103 dB SPL
Full-on gain	Peak	45 dB	35 dB
	1600 Hz	41 dB	33 dB
	Average	40 dB	34 dB
Reference test gain		-	-
Frequency range		100-9600 Hz	100-8500 Hz
Telecoil output (1600 Hz)	1 mA/m field	-	-
	10 mA/m field	-	-
	SPLITS L/R	-	-
Total harmonic distortion	500 Hz	<2%	2%
(Input 70 dB SPL)	800 Hz	<2%	<2%
	1600 Hz	<2%	<2%
Equivalent input noise level (A)	Omni	21 dB SPL	18 dB SPL
	Dir	-	-
Battery consumption	Quiescent	0.7 mA	0.7 mA
	Typical	0.7 mA	0.7 mA

Battery life, calculated, hours*

135

Size: 10 (IEC PR70)

IRIL (IEC 60118-13-2011)

800/1400/2000 MHz: 16/16/ <9 dB SPL

* Based on the standardised battery consumption measurement (IIC 60118-0.) The actual battery life depends on battery quality, use pattern, active feature set, hearing loss and sound environment
Note: For custom instruments, the maximum gain is customised for optimal size and performance.

CUSTOM 75 OTICON ALTA PRO OTICON ALTA



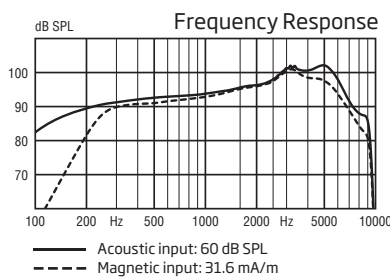
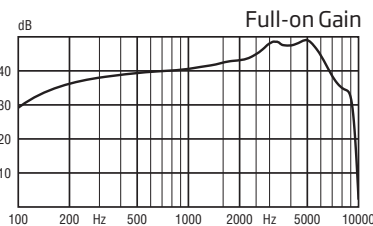
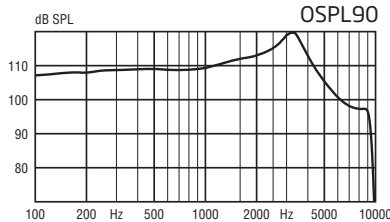
Scale 1:1

Technical information

All measurements are made on instruments with ProWax and T-Cap or O-Cap protection. Omnidirectional mode is used unless otherwise stated.

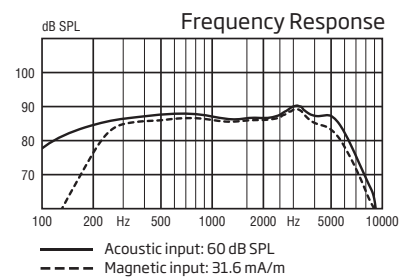
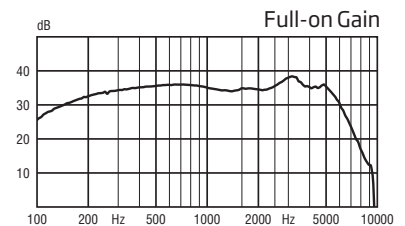
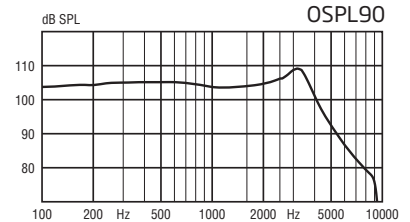
EAR SIMULATOR

Measured according to IEC 60118-0 (1983) and 60711 (1981) and DIN 45605.



2CC COUPLER

Measured according to ANSI S3.22 (2003) and S3.7 (1995), IEC 60118-7 (2005) and IEC 60318-5 (2006).



75

OSPL90	Peak	119 dB SPL	109 dB SPL
	1600 Hz	112 dB SPL	104 dB SPL
	Average	110 dB SPL	105 dB SPL
Full-on gain	Peak	49 dB	38 dB
	1600 Hz	43 dB	35 dB
	Average	41 dB	35 dB
Reference test gain		36 dB	27 dB
Frequency range		100-9500 Hz	100-8500 Hz
Telecoil output (1600 Hz)	1 mA/m field	73 dB SPL	-
	10 mA/m field	93 dB SPL	-
	SPLITS L/R	-	82/82 dB SPL
Total harmonic distortion (Input 70 dB SPL)	500 Hz	2.0 %	<2 %
	800 Hz	2.0 %	<2 %
	1600 Hz	3.0 %	2.0 %
Equivalent input noise level (A)	Omni	22 dB SPL	20 dB SPL
	Dir	31 dB SPL	29 dB SPL
Battery consumption	Quiescent	1.0 mA	1.0 mA
	Typical	1.0 mA	1.0 mA

Battery life, calculated, hours*

135/140/260

Size: 10 (IEC PR70) / 312 (IEC PR41) / 13 (IEC PR48)

IRIL (IEC 60118-13-2011)

800/1400/2000 MHz: 28/44/37 dB SPL

IRIL (IEC 60118-13-2011) for IIC and CIC

800/1400/2000 MHz: 17/33/26 dB SPL

* Based on the standardised battery consumption measurement (IIC 60118-0.) The actual battery life depends on battery quality, use pattern, active feature set, hearing loss and sound environment
Note: For custom instruments, the maximum gain is customised for optimal size and performance.

CUSTOM 85 OTICON ALTA PRO OTICON ALTA



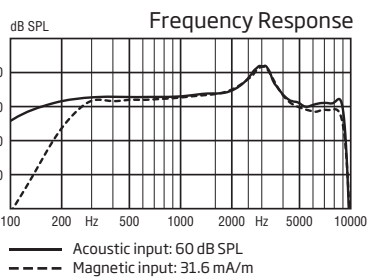
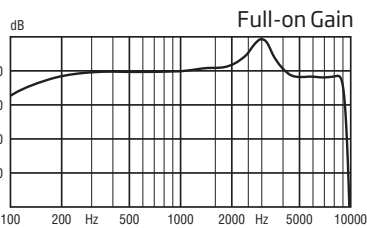
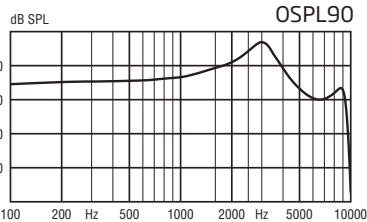
Scale 1:1

Technical information

All measurements are made on instruments with ProWax and T-Cap or O-Cap protection. Omnidirectional mode is used unless otherwise stated.

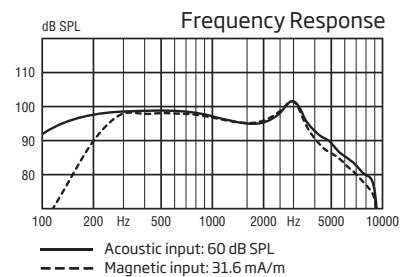
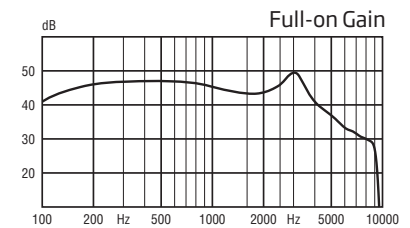
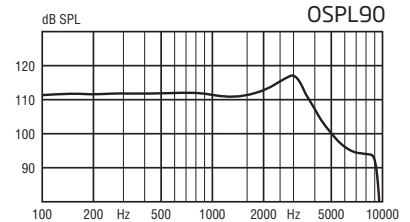
EAR SIMULATOR

Measured according to IEC 60118-0 (1983) and 60711 (1981) and DIN 45605.



2CC COUPLER

Measured according to ANSI S3.22 (2003) and S3.7 (1995), IEC 60118-7 (2005) and IEC 60318-5 (2006).



85

OSPL90	Peak	126 dB SPL	117 dB SPL
	1600 Hz	119 dB SPL	111 dB SPL
	Average	117 dB SPL	113 dB SPL
Full-on gain	Peak	59 dB	50 dB
	1600 Hz	51 dB	43 dB
	Average	50 dB	45 dB
Reference test gain		44 dB	37 dB
Frequency range		100-9600 Hz	100-8000 Hz
Telecoil output (1600 Hz)	1 mA/m field	81 dB SPL	-
	10 mA/m field	101 dB SPL	-
	SPLITS L / R	-	90/90 dB SPL
Total harmonic distortion (Input 70 dB SPL)	500 Hz	2.0 %	<2 %
	800 Hz	2.0 %	<2 %
	1600 Hz	3.0 %	2.0 %
Equivalent input noise level (A)	Omni	22 dB SPL	19 dB SPL
	Dir	32 dB SPL	29 dB SPL
Battery consumption	Quiescent	1.0 mA	1.0 mA
	Typical	1.0 mA	1.0 mA

Battery life, calculated, hours*

125/140/260

Size: 10 (IEC PR70) / 312 (IEC PR41) / 13 (IEC PR48)

IRIL (IEC 60118-13-2011)

800/1400/2000 MHz: 21/39/<14 dB SPL

IRIL (IEC 60118-13-2011) for IIC and CIC

800/1400/2000 MHz: <20/26/29 dB SPL

* Based on the standardised battery consumption measurement (IIC 60118-0.) The actual battery life depends on battery quality, use pattern, active feature set, hearing loss and sound environment
Note: For custom instruments, the maximum gain is customised for optimal size and performance.

CUSTOM 90 OTICON ALTA PRO OTICON ALTA



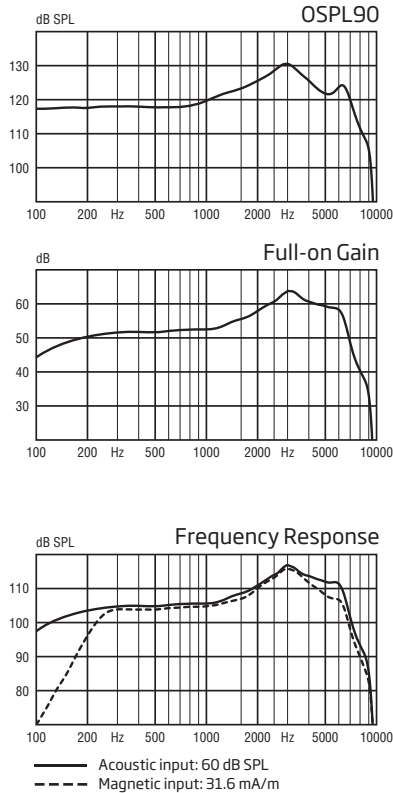
Scale 1:1

Technical information

All measurements are made on instruments with ProWax and O-Cap protection. Omnidirectional mode is used unless otherwise stated.

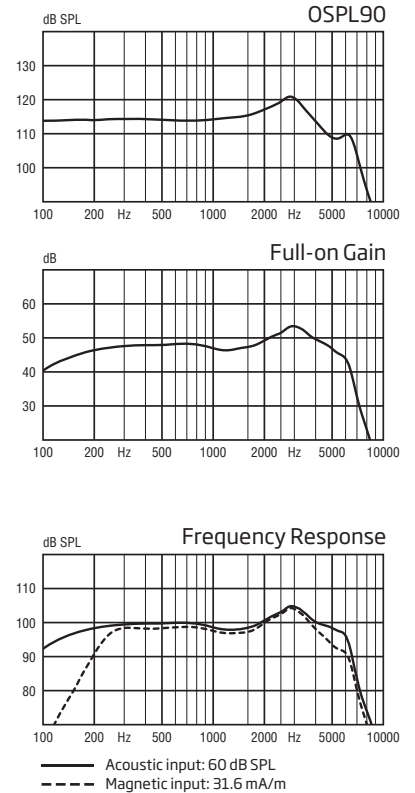
EAR SIMULATOR

Measured according to IEC 60118-0 (1983) and 60711 (1981) and DIN 45605.



2CC COUPLER

Measured according to ANSI S3.22 (2003) and S3.7 (1995), IEC 60118-7 (2005) and IEC 60318-5 (2006).



90

OSPL90	Peak	130 dB SPL	121 dB SPL
	1600 Hz	123 dB SPL	115 dB SPL
	Average	121 dB SPL	116 dB SPL
Full-on gain	Peak	64 dB	54 dB
	1600 Hz	56 dB	47 dB
	Average	54 dB	49 dB
Reference test gain		48 dB	40 dB
Frequency range		100-8700 Hz	100-8500 Hz
Telecoil output (1600 Hz)	1 mA/m field	85 dB SPL	-
	10 mA/m field	105 dB SPL	-
	SPLITS L/R	-	93/93 dB SPL
Total harmonic distortion (Input 70 dB SPL)	500 Hz	<2 %	<2 %
	800 Hz	<2 %	<2 %
	1600 Hz	3.0 %	2.0 %
Equivalent input noise level (A)	Omni	23 dB SPL	19 dB SPL
	Dir	34 dB SPL	29 dB SPL
Battery consumption	Quiescent	1.0 mA	1.0 mA
	Typical	1.0 mA	1.0 mA

Battery life, calculated, hours*

140/260

Size: 312 (IEC PR41) / 13 (IEC PR48)

IRIL (IEC 60118-13-2011)

800/1400/2000 MHz: 26/55/41 dB SPL

* Based on the standardised battery consumption measurement (IEC 60118-0). The actual battery life depends on battery quality, use pattern, active feature set, hearing loss and sound environment
Note: For custom instruments, the maximum gain is customised for optimal size and performance.

CUSTOM 100

OTICON ALTA PRO
OTICON ALTA



Scale 1:1

Technical information

All measurements are made on instruments with ProWax and O-Cap protection. Omnidirectional mode is used unless otherwise stated.

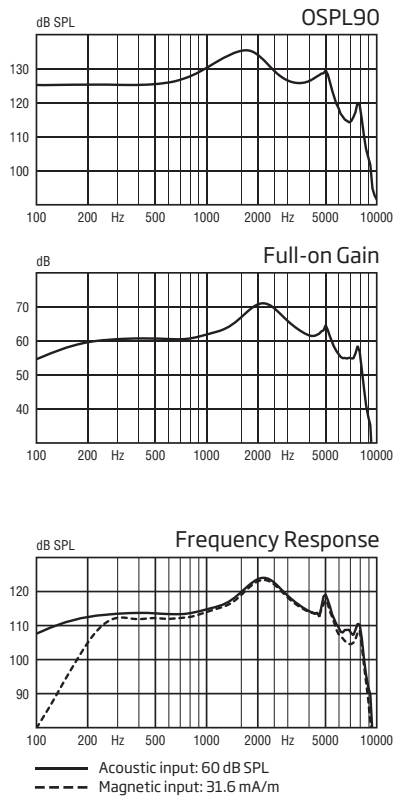
Warning to the instrument dispenser

The maximum output capability of the hearing instrument may exceed 132 dB SPL (IEC 711). Special care should be exercised in selecting and fitting the instrument as there may be risk of impairing the remaining hearing of the hearing instrument user.

100

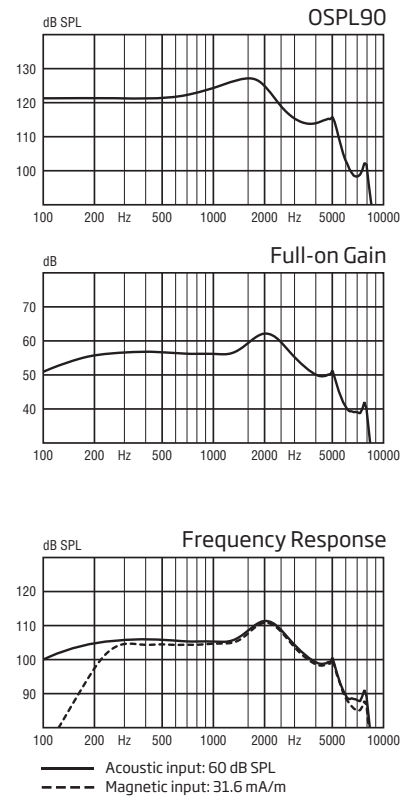
EAR SIMULATOR

Measured according to IEC 60118-0 (1983) and 60711 (1981) and DIN 45605.



2CC COUPLER

Measured according to ANSI S3.22 (2003) and S3.7 (1995), IEC 60118-7 (2005) and IEC 60318-5 (2006).



OSPL90	Peak	135 dB SPL	127 dB SPL
	1600 Hz	135 dB SPL	127 dB SPL
	Average	130 dB SPL	123 dB SPL
Full-on gain	Peak	71 dB	62 dB
	1600 Hz	67 dB	59 dB
	Average	65 dB	58 dB
Reference test gain		60 dB	48 dB
Frequency range		100-8175 Hz	100-8000 Hz
Telecoil output (1600 Hz)	1 mA/m field	95 dB SPL	-
	10 mA/m field	115 dB SPL	-
	SPLITS L / R	-	105/105 dB SPL
Total harmonic distortion (Input 70 dB SPL)	500 Hz	< 2 %	< 2 %
	800 Hz	< 2 %	< 2 %
	1600 Hz	2.0 %	< 2 %
Equivalent input noise level (A)	Omni	17 dB SPL	15 dB SPL
	Dir	27 dB SPL	26 dB SPL
Battery consumption	Quiescent	0.9 mA	0.9 mA
	Typical	0.9 mA	0.9 mA

Battery life, calculated, hours*

155/290

Size: 312 (IEC PR41) / 13 (IEC PR48)

IRIL (IEC 60118-13-2011)

800/1400/2000 MHz: 15/45/28 dB SPL

* Based on the standardised battery consumption measurement (IEC 60118-0). The actual battery life depends on battery quality, use pattern, active feature set, hearing loss and sound environment. Note: For custom instruments, the maximum gain is customised for optimal size and performance.

designRITE 80
OTICON ALTA PRO

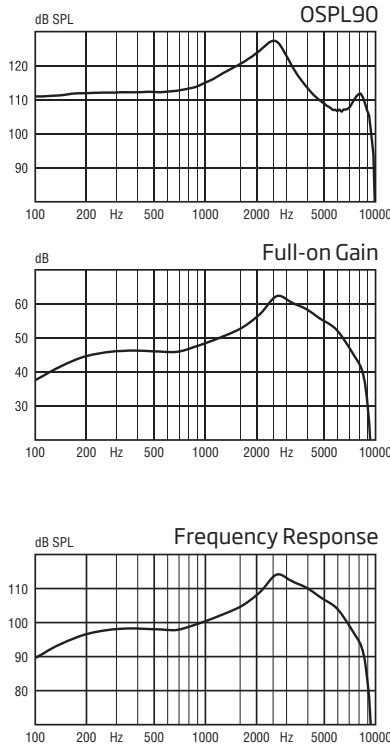


Scale 1:1

Technical information
Omnidirectional mode is used unless otherwise stated.

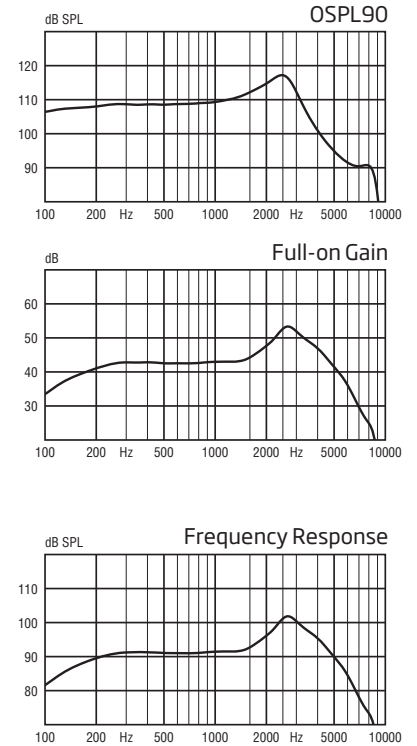
EAR SIMULATOR

Measured according to IEC 60118-0 (1983) and 60711 (1981) and DIN 45605.



2CC COUPLER

Measured according to ANSI S3.22 (2003) and S3.7 (1995), IEC 60118-7 (2005) and IEC 60318-5 (2006).



80

OSPL90	Peak	127 dB SPL	117 dB SPL
	1600 Hz	120 dB SPL	112 dB SPL
	Average	117 dB SPL	111 dB SPL
Full-on gain	Peak	62 dB	53 dB
	1600 Hz	53 dB	44 dB
	Average	50 dB	47 dB
Reference test gain		45 dB	34 dB
Frequency range		100-9300 Hz	100-7500 Hz
Telecoil output (1600 Hz)	1 mA/m field	-	-
	10 mA/m field	-	-
	SPLITS L/R	-	-
Total harmonic distortion (Input 70 dB SPL)	500 Hz	<2%	<2%
	800 Hz	<2%	<2%
	1600 Hz	<2%	<2%
Equivalent input noise level (A)	Omni	21 dB SPL	17 dB SPL
	Dir	33 dB SPL	30 dB SPL
Battery consumption	Quiescent	1.0 mA	1.0 mA
	Typical	1.3 mA	1.3 mA

Battery life, calculated, hours*

90

Size: 10 (IEC PR70)

IRIL (IEC 60118-13-2011)

800/1400/2000 MHz: <17 dB SPL

* Based on the standardised battery consumption measurement (IEC 60118-0). The actual battery life depends on battery quality, use pattern, active feature set, hearing loss and sound environment

miniRITE 60 OTICON ALTA PRO OTICON ALTA

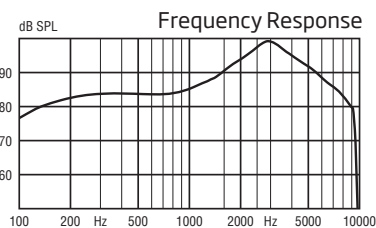
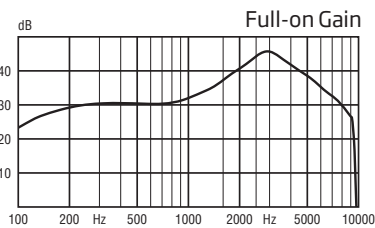
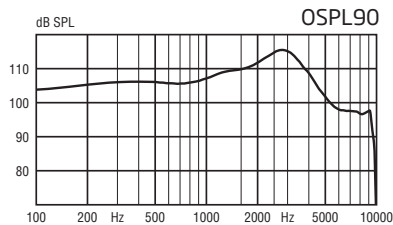


Scale 1:1

Technical information
Omnidirectional mode is used unless otherwise stated.

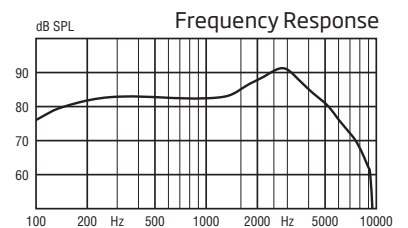
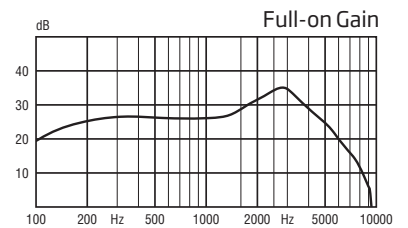
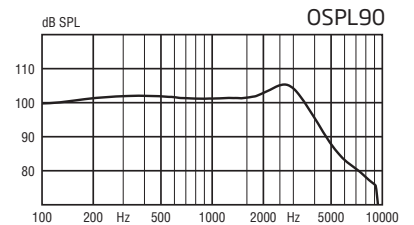
EAR SIMULATOR

Measured according to IEC 60118-0 (1983) and 60711 (1981) and DIN 45605.



2CC COUPLER

Measured according to ANSI S3.22 (2003) and S3.7 (1995), IEC 60118-7 (2005) and IEC 60318-5 (2006).



60

OSPL90	Peak	115 dB SPL	105 dB SPL
	1600 Hz	110 dB SPL	101 dB SPL
	Average	108 dB SPL	103 dB SPL
Full-on gain	Peak	46 dB	35 dB
	1600 Hz	37 dB	29 dB
	Average	34 dB	30 dB
Reference test gain		30 dB	26 dB
Frequency range		100-9500 Hz	100-8300 Hz
Telecoil output (1600 Hz)	1 mA/m field	-	-
	10 mA/m field	-	-
	SPLITS L/R	-	-
Total harmonic distortion (Input 70 dB SPL)	500 Hz	<2%	<2%
	800 Hz	<2%	<2%
	1600 Hz	<2%	<2%
Equivalent input noise level (A)	Omni	21 dB SPL	16 dB SPL
	Dir	29 dB SPL	24 dB SPL
Battery consumption	Quiescent	1.0 mA	1.0 mA
	Typical	1.1 mA	1.3 mA

Battery life, calculated, hours*

130

Size 312 (IEC PR41)

IRIL (IEC 60118-13-2011)

800/1400/2000 MHz: 43/26/18 dB SPL

* Based on the standardised battery consumption measurement (IEC 60118-0). The actual battery life depends on battery quality, use pattern, active feature set, hearing loss and sound environment

miniRITE 85 OTICON ALTA PRO OTICON ALTA

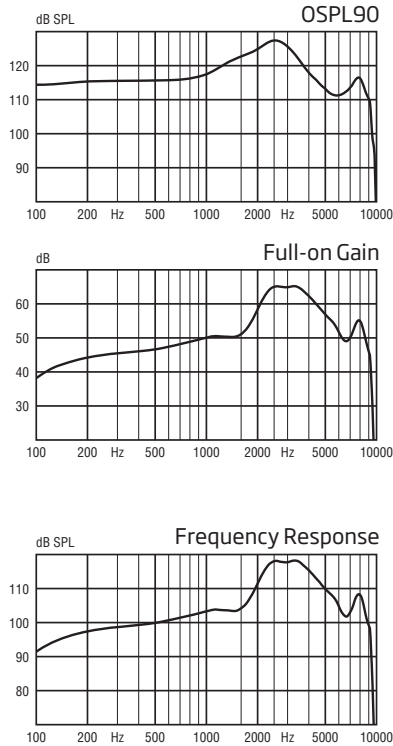


Scale 1:1

Technical information
Omnidirectional mode is used unless otherwise stated.

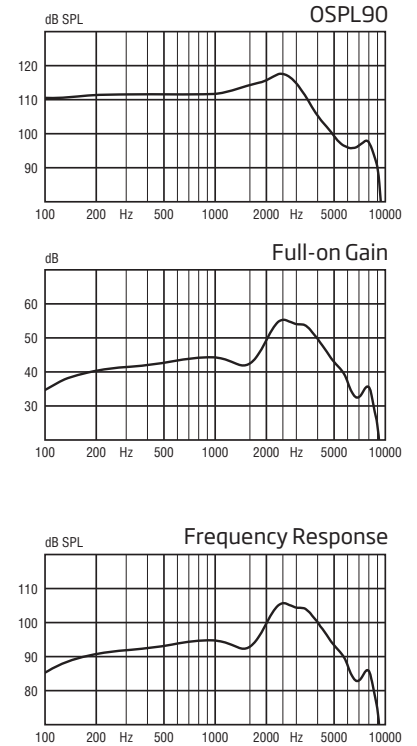
EAR SIMULATOR

Measured according to IEC 60118-0 (1983) and 60711 (1981) and DIN 45605.



2CC COUPLER

Measured according to ANSI S3.22 (2003) and S3.7 (1995), IEC 60118-7 (2005) and IEC 60318-5 (2006).



85

OSPL90	Peak	127 dB SPL	118 dB SPL
	1600 Hz	123 dB SPL	114 dB SPL
	Average	119 dB SPL	114 dB SPL
Full-on gain	Peak	65 dB	55 dB
	1600 Hz	51 dB	43 dB
	Average	52 dB	47 dB
Reference test gain		44 dB	38 dB
Frequency range		100-9500 Hz	100-8700 Hz
Telecoil output (1600 Hz)	1 mA/m field	-	-
	10 mA/m field	-	-
	SPLITS L/R	-	-
Total harmonic distortion (Input 70 dB SPL)	500 Hz	<2 %	<2 %
	800 Hz	2.4 %	<2 %
	1600 Hz	<2 %	<2 %
Equivalent input noise level (A)	Omni	25 dB SPL	18 dB SPL
	Dir	33 dB SPL	25 dB SPL
Battery consumption	Quiescent	1.0 mA	1.0 mA
	Typical	1.1 mA	1.2 mA

Battery life, calculated, hours*

130

Size 312 (IEC PR41)

IRIL (IEC 60118-13-2011)

800/1400/2000 MHz: 45/30/25 dB SPL

* Based on the standardised battery consumption measurement (IEC 60118-0). The actual battery life depends on battery quality, use pattern, active feature set, hearing loss and sound environment

miniRITE 100

OTICON ALTA PRO
OTICON ALTA



Scale 1:1

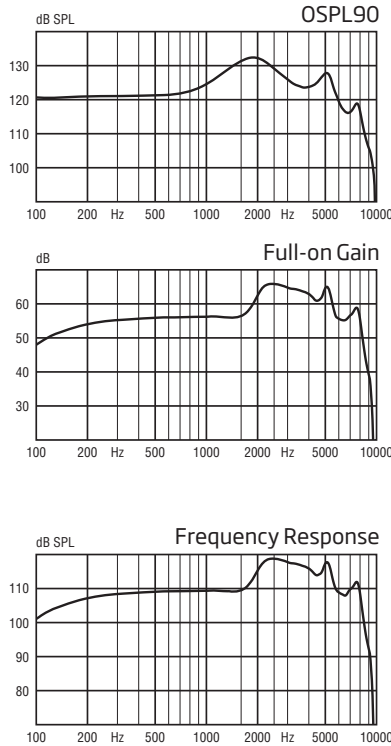
Technical information
Omnidirectional mode is used unless otherwise stated.

Warning to the instrument dispenser

The maximum output capability of the hearing instrument may exceed 132 dB SPL (IEC 711). Special care should be exercised in selecting and fitting the instrument as there may be risk of impairing the remaining hearing of the hearing instrument user.

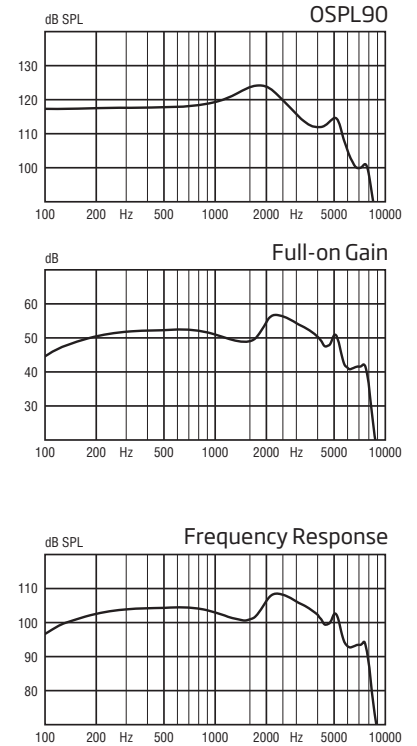
EAR SIMULATOR

Measured according to IEC 60118-0 (1983) and 60711 (1981) and DIN 45605.



2CC COUPLER

Measured according to ANSI S3.22 (2003) and S3.7 (1995), IEC 60118-7 (2005) and IEC 60318-5 (2006).



100

OSPL90	Peak	132 dB SPL	124 dB SPL
	1600 Hz	131 dB SPL	124 dB SPL
	Average	126 dB SPL	121 dB SPL
Full-on gain	Peak	66 dB	57 dB
	1600 Hz	56 dB	49 dB
	Average	58 dB	52 dB
Reference test gain		50 dB	44 dB
Frequency range		100-8700 Hz	100-8100 Hz
Telecoil output (1600 Hz)	1 mA/m field	-	-
	10 mA/m field	-	-
	SPLITS L/R	-	-
Total harmonic distortion (Input 70 dB SPL)	500 Hz	2.5 %	<2 %
	800 Hz	<2 %	<2 %
	1600 Hz	<2 %	<2 %
Equivalent input noise level (A)	Omni	22 dB SPL	16 dB SPL
	Dir	30 dB SPL	25 dB SPL
Battery consumption	Quiescent	1.0 mA	1.0 mA
	Typical	1.1 mA	1.3 mA

Battery life, calculated, hours*

130

Size 312 (IEC PR41)

IRIL (IEC 60118-13-2011)

800/1400/2000 MHz: 46/28/23 dB SPL

* Based on the standardised battery consumption measurement (IEC 60118-0). The actual battery life depends on battery quality, use pattern, active feature set, hearing loss and sound environment

RITE 60 OTICON ALTA PRO OTICON ALTA

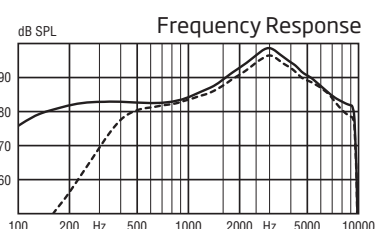
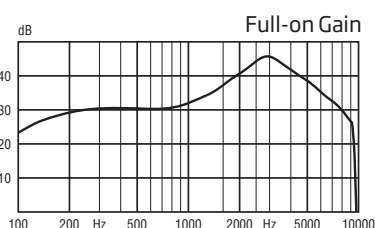
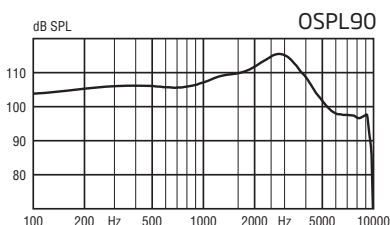


Scale 1:1

Technical information
Omnidirectional mode is used unless otherwise stated.

EAR SIMULATOR

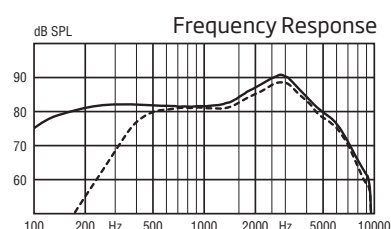
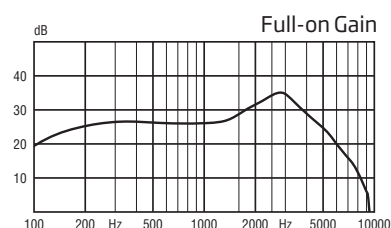
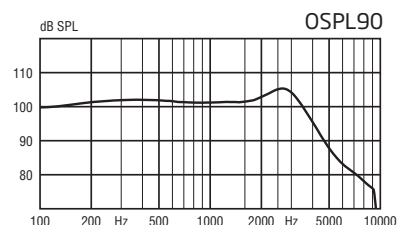
Measured according to IEC 60118-0 (1983) and 60711 (1981) and DIN 45605.



— Acoustic input: 60 dB SPL
- - - Magnetic input: 31.6 mA/m

2CC COUPLER

Measured according to ANSI S3.22 (2003) and S3.7 (1995), IEC 60118-7 (2005) and IEC 60318-5 (2006).



— Acoustic input: 60 dB SPL
- - - Magnetic input: 31.6 mA/m

60

OSPL90	Peak	115 dB SPL	105 dB SPL
	1600 Hz	110 dB SPL	101 dB SPL
	Average	108 dB SPL	103 dB SPL
Full-on gain	Peak	46 dB	35 dB
	1600 Hz	37 dB	29 dB
	Average	34 dB	30 dB
Reference test gain		30 dB	26 dB
Frequency range		100-9500 Hz	100-8300 Hz
Telecoil output (1600 Hz)	1 mA/m field	65 dB SPL	-
	10 mA/m field	85 dB SPL	-
	SPLITS L/R	-	82/82 dB SPL
Total harmonic distortion (Input 70 dB SPL)	500 Hz	<2%	<2%
	800 Hz	<2%	<2%
	1600 Hz	<2%	<2%
Equivalent input noise level (A)	Omni	21 dB SPL	16 dB SPL
	Dir	29 dB SPL	24 dB SPL
Battery consumption	Quiescent	1.0 mA	1.0 mA
	Typical	1.1 mA	1.3 mA

Battery life, calculated, hours*

130

Size 312 (IEC PR41)

IRIL (IEC 60118-13-2011)

800/1400/2000 MHz: 27/46/51 dB SPL

* Based on the standardised battery consumption measurement (IEC 60118-0). The actual battery life depends on battery quality, use pattern, active feature set, hearing loss and sound environment

RITE 85 OTICON ALTA PRO OTICON ALTA

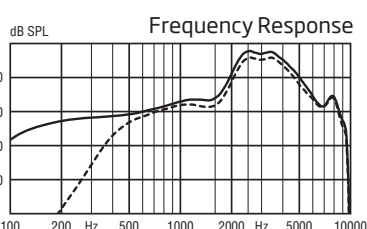
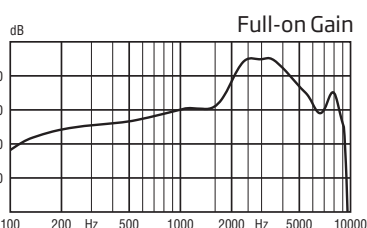
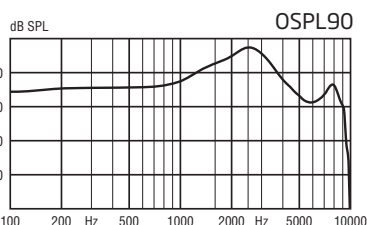


Scale 1:1

Technical information
Omnidirectional mode is used unless otherwise stated.

EAR SIMULATOR

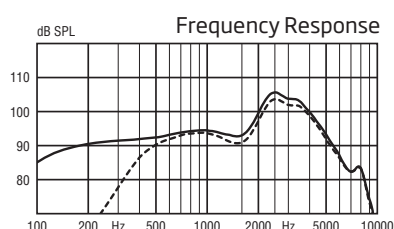
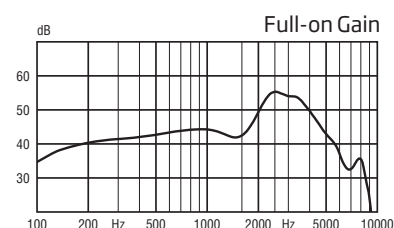
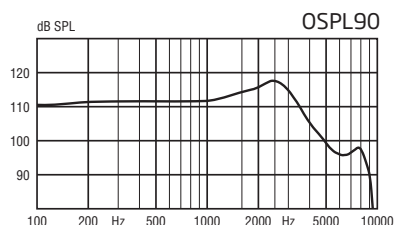
Measured according to IEC 60118-0 (1983) and 60711 (1981) and DIN 45605.



— Acoustic input: 60 dB SPL
- - - Magnetic input: 31.6 mA/m

2CC COUPLER

Measured according to ANSI S3.22 (2003) and S3.7 (1995), IEC 60118-7 (2005) and IEC 60318-5 (2006).



— Acoustic input: 60 dB SPL
- - - Magnetic input: 31.6 mA/m

85

OSPL90	Peak	127 dB SPL	118 dB SPL
	1600 Hz	123 dB SPL	114 dB SPL
	Average	119 dB SPL	114 dB SPL
Full-on gain	Peak	65 dB	55 dB
	1600 Hz	51 dB	43 dB
	Average	52 dB	47 dB
Reference test gain		44 dB	38 dB
Frequency range		100-9500 Hz	100-8700 Hz
Telecoil output (1600 Hz)	1 mA/m field	79 dB SPL	-
	10 mA/m field	99 dB SPL	-
	SPLITS L/R	-	95/95 dB SPL
Total harmonic distortion (Input 70 dB SPL)	500 Hz	< 2 %	< 2 %
	800 Hz	2.4 %	< 2 %
	1600 Hz	< 2 %	< 2 %
Equivalent input noise level (A)	Omni	25 dB SPL	18 dB SPL
	Dir	33 dB SPL	25 dB SPL
Battery consumption	Quiescent	1.0 mA	1.0 mA
	Typical	1.1 mA	1.2 mA

Battery life, calculated, hours*

130

Size 312 (IEC PR41)

IRIL (IEC 60118-13-2011)

800/1400/2000 MHz: 19/41/36 dB SPL

* Based on the standardised battery consumption measurement (IEC 60118-0). The actual battery life depends on battery quality, use pattern, active feature set, hearing loss and sound environment

RITE 100 OTICON ALTA PRO OTICON ALTA



Scale 1:1

Technical information

Omnidirectional mode is used unless otherwise stated.

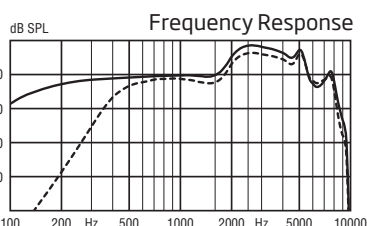
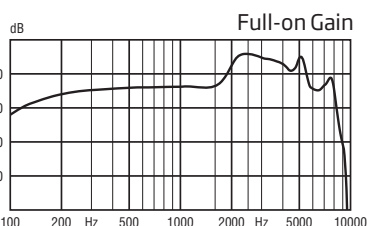
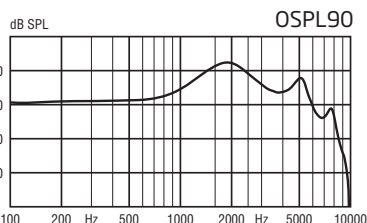
Warning to the instrument dispenser

The maximum output capability of the hearing instrument may exceed 132 dB SPL (IEC 711). Special care should be exercised in selecting and fitting the instrument as there may be risk of impairing the remaining hearing of the hearing instrument user.

100

EAR SIMULATOR

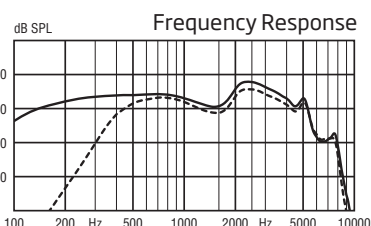
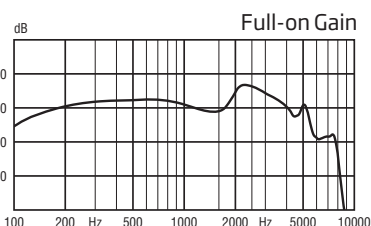
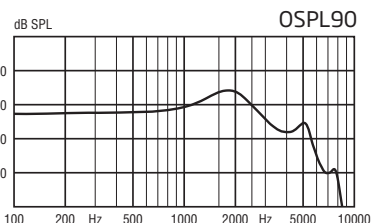
Measured according to IEC 60118-0 (1983) and 60711 (1981) and DIN 45605.



— Acoustic input: 60 dB SPL
- - - Magnetic input: 31.6 mA/m

2CC COUPLER

Measured according to ANSI S3.22 (2003) and S3.7 (1995), IEC 60118-7 (2005) and IEC 60318-5 (2006).



— Acoustic input: 60 dB SPL
- - - Magnetic input: 31.6 mA/m

OSPL90	Peak	132 dB SPL	124 dB SPL
	1600 Hz	131 dB SPL	124 dB SPL
	Average	126 dB SPL	121 dB SPL
Full-on gain	Peak	66 dB	57 dB
	1600 Hz	56 dB	49 dB
	Average	58 dB	52 dB
Reference test gain		50 dB	44 dB
Frequency range		100-8700 Hz	100-8100 Hz
Telecoil output (1600 Hz)	1 mA/m field	85 dB SPL	-
	10 mA/m field	105 dB SPL	-
	SPLITS L/R	-	101/101 dB SPL
Total harmonic distortion	500 Hz	2.5 %	<2 %
(Input 70 dB SPL)	800 Hz	<2 %	<2 %
	1600 Hz	<2 %	<2 %
Equivalent input noise level (A)	Omni	22 dB SPL	16 dB SPL
	Dir	30 dB SPL	25 dB SPL
Battery consumption	Quiescent	1.0 mA	1.0 mA
	Typical	1.1 mA	1.3 mA

Battery life, calculated, hours*

130

Size 312 (IEC PR41)

IRIL (IEC 60118-13-2011)

800/1400/2000 MHz: <17/49/39 dB SPL

* Based on the standardised battery consumption measurement (IEC 60118-0). The actual battery life depends on battery quality, use pattern, active feature set, hearing loss and sound environment

miniBTE 85 OTICON ALTA PRO OTICON ALTA

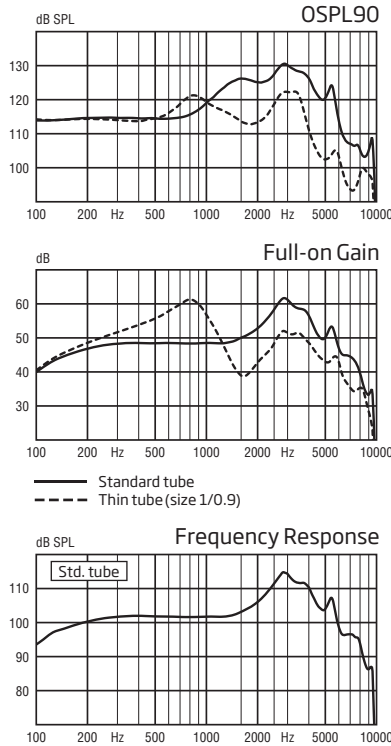


Scale 1:1

Technical information
Omnidirectional mode is used unless otherwise stated.

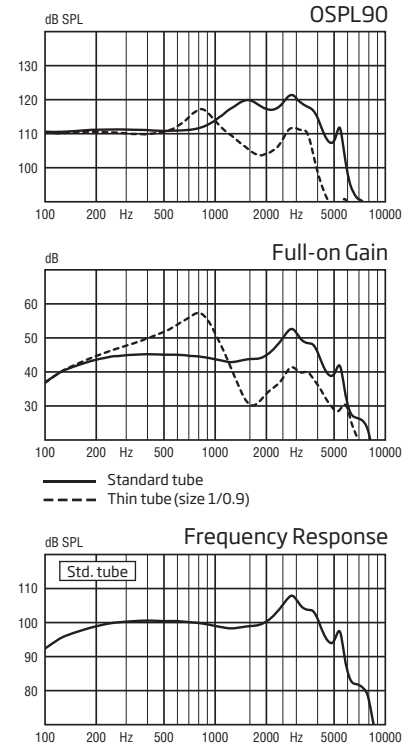
EAR SIMULATOR

Measured according to IEC 60118-0 (1983) and 60711 (1981) and DIN 45605.



2CC COUPLER

Measured according to ANSI S3.22 (2003) and S3.7 (1995), IEC 60118-7 (2005) and IEC 60318-5 (2006).



85

OSPL90	Peak	131 (122*) dB SPL	121 (117*) dB SPL
	1600 Hz	126 (114*) dB SPL	120 (105*) dB SPL
	Average	119 (116*) dB SPL	118 (109*) dB SPL
Full-on gain	Peak	62 (61*) dB	53 (57*) dB
	1600 Hz	50 (39*) dB	44 (30*) dB
	Average	50 (52*) dB	46 (40*) dB
Reference test gain		43 dB	41 dB
Frequency range		100-8500 Hz	100-7500 Hz
Telecoil output (1600 Hz)	1 mA/m field	-	-
	10 mA/m field	-	-
	SPLITS L/R	-	-
Total harmonic distortion (Input 70 dB SPL)	500 Hz	<2%	<2%
	800 Hz	<2%	<2%
	1600 Hz	<2%	<2%
Equivalent input noise level (A)	Omni	22 dB SPL	17 dB SPL
	Dir	29 dB SPL	25 dB SPL
Battery consumption	Quiescent	1.0 mA	1.0 mA
	Typical	1.1 mA	1.2 mA

Battery life, calculated, hours**

130

Size 312 (IEC PR41)

IRIL (IEC 60118-13-2011)

800/1400/2000 MHz: <18/24/36 dB SPL

* For instruments fitted with Corda miniFit

** Based on the standardised battery consumption measurement (IEC 60118-0). The actual battery life depends on battery quality, use pattern, active feature set, hearing loss and sound environment

BTE13 85 OTICON ALTA PRO OTICON ALTA



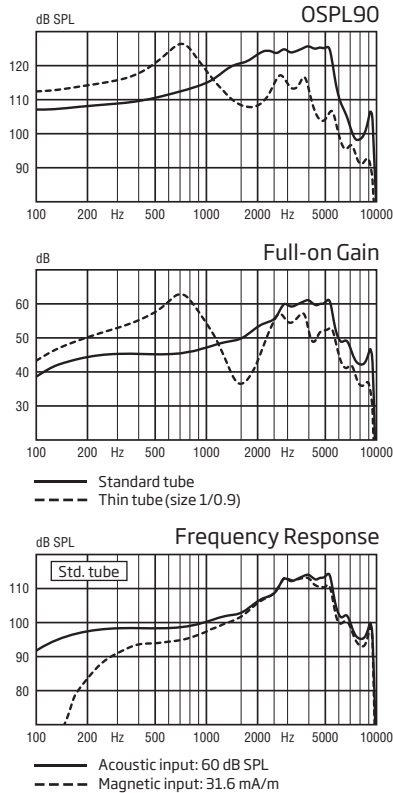
Scale 1:1

Technical information
Omnidirectional mode is used unless otherwise stated.

85

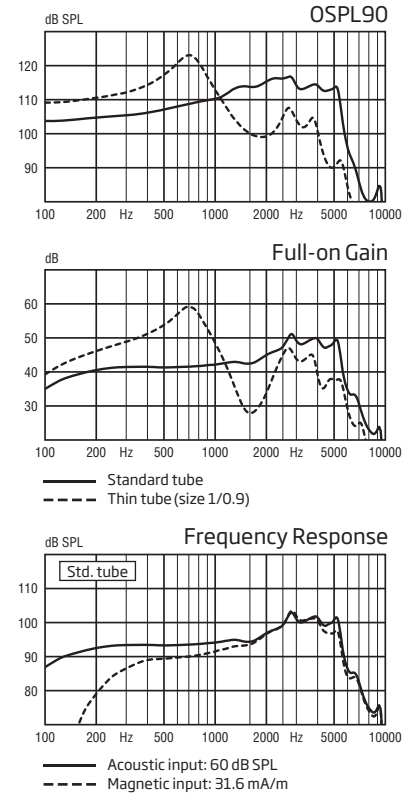
EAR SIMULATOR

Measured according to IEC 60118-0 (1983) and 60711 (1981) and DIN 45605.



2CC COUPLER

Measured according to ANSI S3.22 (2003) and S3.7 (1995), IEC 60118-7 (2005) and IEC 60318-5 (2006).



OSPL90	Peak	126 (126*) dB SPL	117 (123*) dB SPL
	1600 Hz	121 (108*) dB SPL	114 (100*) dB SPL
	Average	116 (116*) dB SPL	113 (106*) dB SPL
Full-on gain	Peak	61 (63*) dB	51 (59*) dB
	1600 Hz	50 (36*) dB	43 (28*) dB
	Average	49 (52*) dB	44 (41*) dB
Reference test gain		43 dB	36 dB
Frequency range		100-9500 Hz	100-7700 Hz
Telecoil output (1600 Hz)	1 mA/m field	79 dB SPL	-
	10 mA/m field	99 dB SPL	-
	SPLITS L/R	-	94/94 dB SPL
Total harmonic distortion (Input 70 dB SPL)	500 Hz	<2%	<2%
	800 Hz	<2%	<2%
	1600 Hz	<2%	<2%
Equivalent input noise level (A)	Omni	23 dB SPL	18 dB SPL
	Dir	32 dB SPL	27 dB SPL
Battery consumption	Quiescent	1.1 mA	1.1 mA
	Typical	1.1 mA	1.1 mA

Battery life, calculated, hours**

240

Size 13 (IEC PR48)

IRIL (IEC 60118-13-2011)

800/1400/2000 MHz: 24/48/45 dB SPL

* For instruments fitted with Corda miniFit

** Based on the standardised battery consumption measurement (IEC 60118-0). The actual battery life depends on battery quality, use pattern, active feature set, hearing loss and sound environment

BTE13 100 OTICON ALTA PRO OTICON ALTA



Scale 1:1

Technical information
Omnidirectional mode is used unless otherwise stated.

Warning to the instrument dispenser

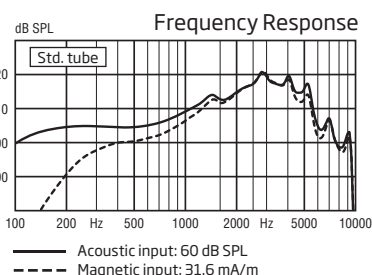
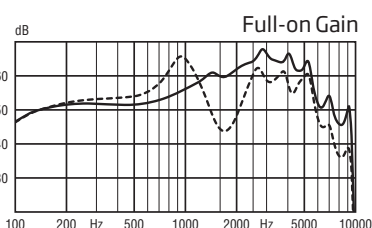
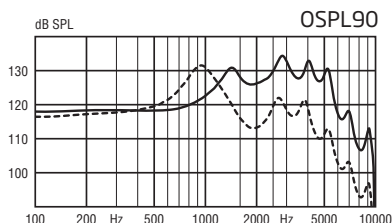
The maximum output capability of the hearing instrument may exceed 132 dB SPL (IEC 711). Special care should be exercised in selecting and fitting the instrument as there may be risk of impairing the remaining hearing of the hearing instrument user.

100

OSPL90	Peak	135 (132*) dB SPL	126 (128*) dB SPL
	1600 Hz	128 (116*) dB SPL	120 (108*) dB SPL
	Average	122 (121*) dB SPL	120 (115*) dB SPL
Full-on gain	Peak	68 (66*) dB	60 (62*) dB
	1600 Hz	60 (44*) dB	52 (36*) dB
	Average	57 (56*) dB	53 (49*) dB
Reference test gain		53 dB	43 dB
Frequency range		100-9500 Hz	100-7400 Hz
Telecoil output (1600 Hz)	1 mA/m field	89 dB SPL	-
	10 mA/m field	109 dB SPL	-
	SPLITS L/R	-	100/100 dB SPL
Total harmonic distortion (Input 70 dB SPL)	500 Hz	<2%	<2%
	800 Hz	<2%	<2%
	1600 Hz	<2%	<2%
Equivalent input noise level (A)	Omni	19 dB SPL	16 dB SPL
	Dir	29 dB SPL	26 dB SPL
Battery consumption	Quiescent	1.1 mA	1.1 mA
	Typical	1.1 mA	1.1 mA

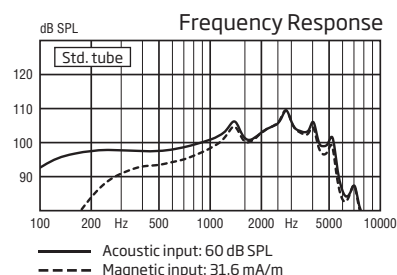
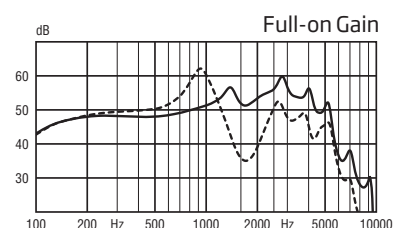
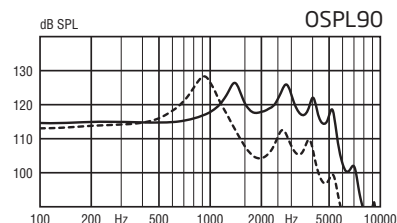
EAR SIMULATOR

Measured according to IEC 60118-0 (1983) and 60711 (1981) and DIN 45605.



2CC COUPLER

Measured according to ANSI S3.22 (2003) and S3.7 (1995), IEC 60118-7 (2005) and IEC 60318-5 (2006).



Battery life, calculated, hours**

240

Size 13 (IEC PR48)

IRIL (IEC 60118-13-2011)

800/1400/2000 MHz: 24/48/45 dB SPL

* For instruments fitted with Corda miniFit Power

** Based on the standardised battery consumption measurement (IEC 60118-0). The actual battery life depends on battery quality, use pattern, active feature set, hearing loss and sound environment

People First

People First is our promise to empower people to communicate freely, interact naturally and participate actively